

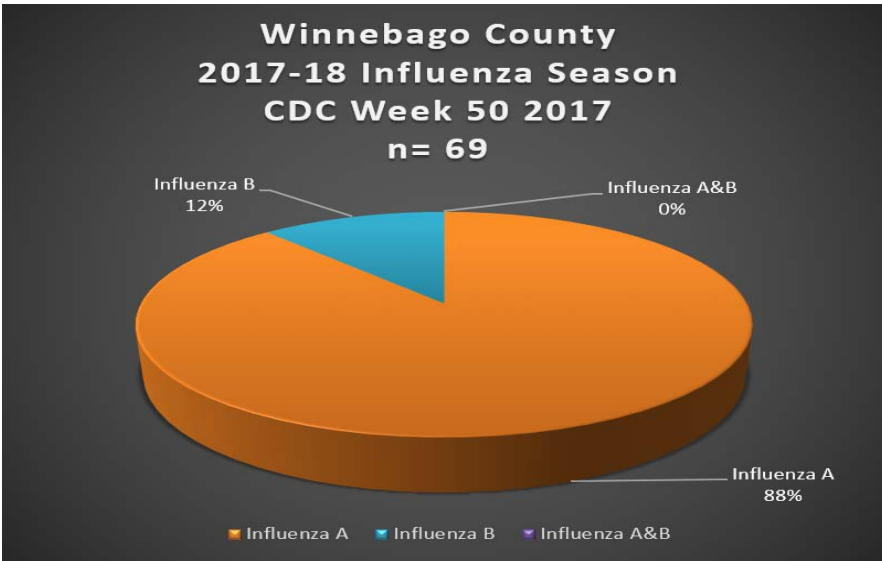
Influenza

SURVEILLANCE REPORT

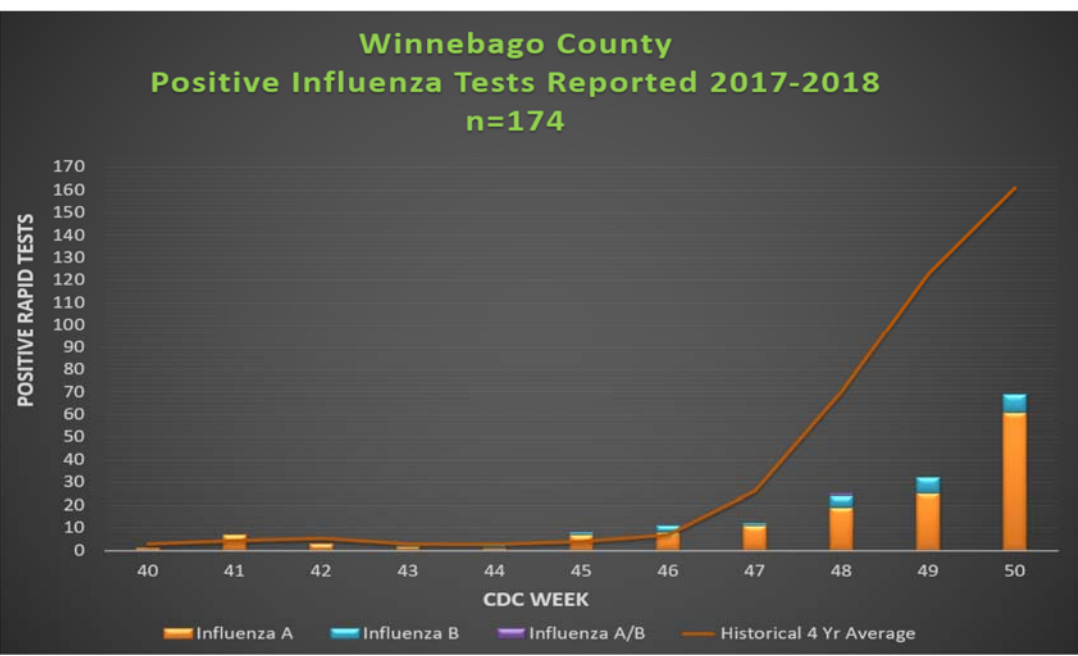
CDC Week 50: Week Ending Saturday, December 16, 2017

Vaccination is the best way to protect against influenza infection.
 All Winnebago County residents aged six months and older should be vaccinated annually.

Weekly Influenza Activity Summary: This week’s surveillance activities identified sixty-nine (69) cases of influenza in the County as detailed in this report. Influenza surveillance for Winnebago County involves the weekly collection of data from surveillance partners including hospitals, physicians, clinics, long term care (LTC) facilities and laboratories. Thank you to all of the surveillance partners for their help in collecting this information.



Total Number of Influenza Cases for the Reporting Week By Age Distribution			
Age Range	Influenza A	Influenza B	Influenza A&B
0-4	6	1	0
5-17	15	4	0
18-64	31	3	0
65+	9	0	0
TOTALS	59	8	0



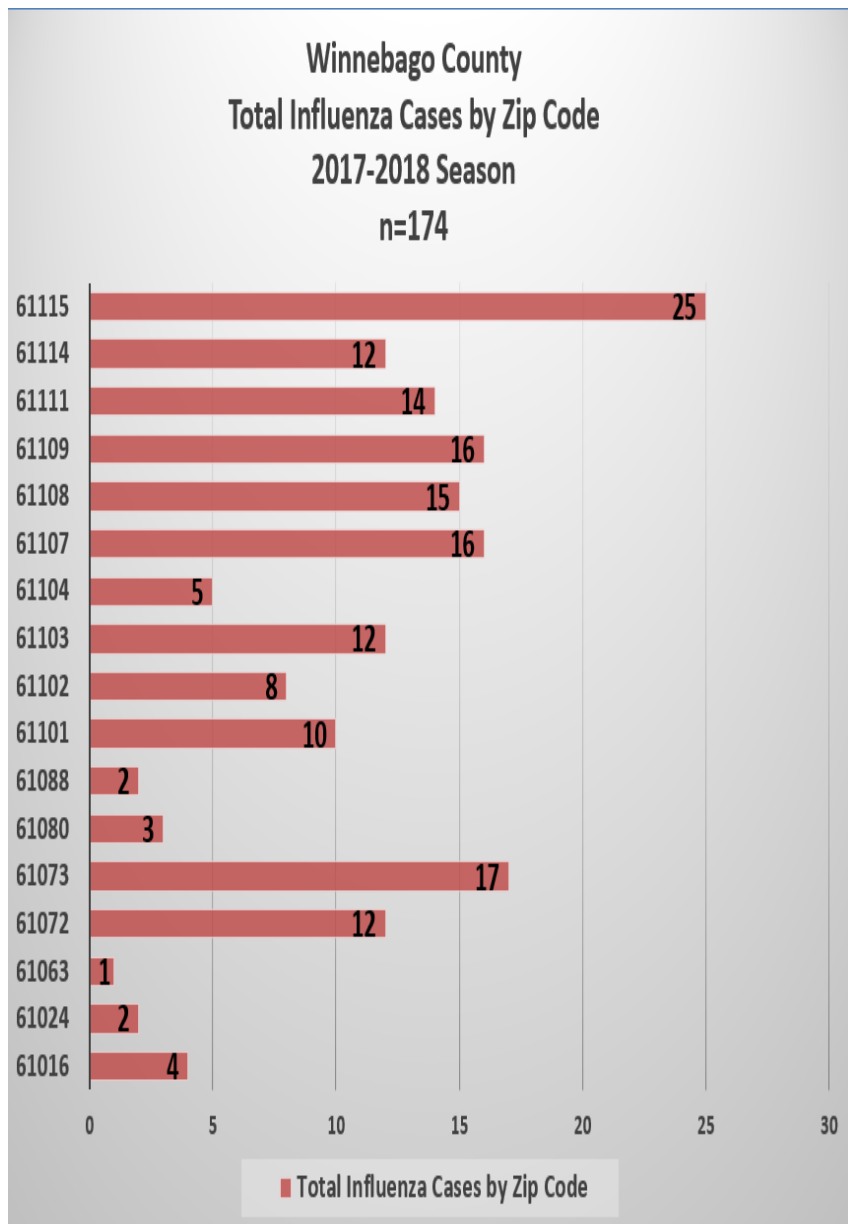
← Figure 1: Illustrates the total number of cases reported during the current Influenza Surveillance Period. The four year historical average for the County is noted by the orange line on the graph.

Note: Additional cases of influenza were reported during the current week whose results were not previously reported in prior weeks.

Influenza Surveillance Data Geographic Breakdown

Geographic Breakdown of Positive Influenza Tests in the County: The Health Department uses surveillance data to monitor positive influenza tests throughout the County by zip code.

Total Number of Influenza Cases for the Reporting Week By Zip Code			
Zip Code	Influenza A	Influenza B	Influenza A&B
61016	0	1	0
61024	2	0	0
61063	1	0	0
61072	5	0	0
61073	4	1	0
61080	2	0	0
61101	3	1	0
61102	3	0	0
61103	7	1	0
61104	1	0	0
61107	4	1	0
61108	6	0	0
61109	5	1	0
61111	3	1	0
61114	7	0	0
61115	8	1	0
Totals for the Week	61	8	0



FLU FACT

Even **healthy** people can get the flu. Protect yourself. Get a flu shot.

#FIGHT FLU

www.cdc.gov/FightFlu

Influenza Surveillance Data LTC Outbreaks & Flu View

Influenza Outbreak Activity in Long Term Care Facility:

The Health Department uses surveillance data to monitor influenza outbreaks in long term care facilities as part of the community's current activity with influenza. An outbreak is defined as two or more cases of ILI occurring within 72 hours among residents of a facility.

CDC Week Number	Outbreak Record #	Number of Residents with ILI Symptoms	Influenza Tests Completed	Number of Positive Tests	Vaccination Rate of Residents Tested	Number of Staff with ILI Symptoms
48	n/a	0	0	0	0	0
49	n/a	0	0	0	0	0
50	IL2017-0567	16	10	2	100%	3

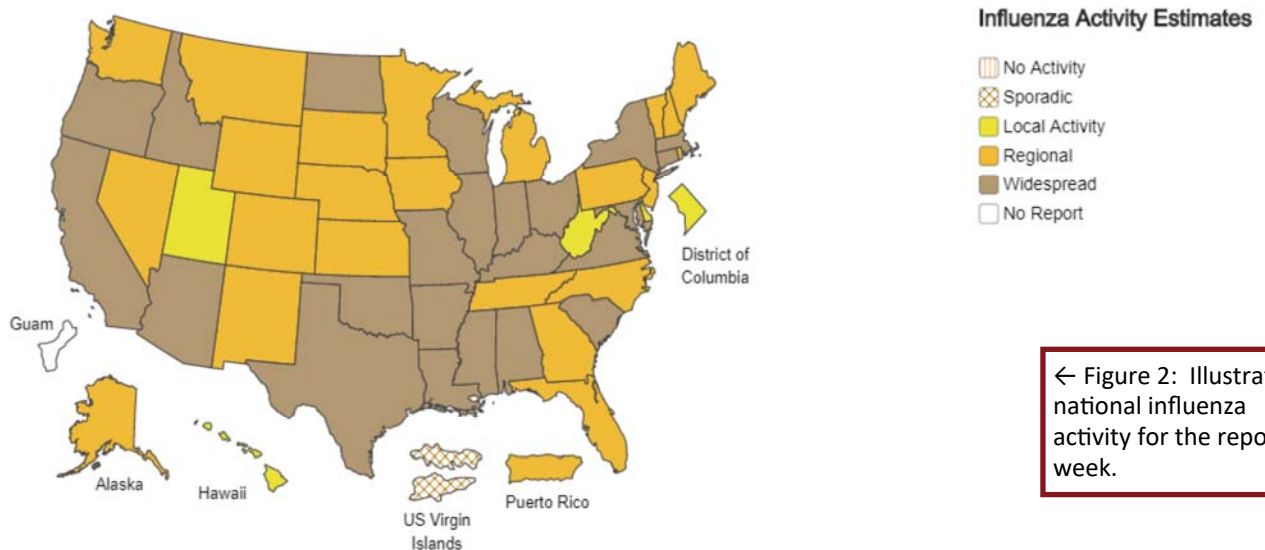
FLUVIEW



A Weekly Influenza Surveillance Report Prepared by the Influenza Division

Weekly Influenza Activity Estimates Reported by State and Territorial Epidemiologists*

Week Ending Dec 16, 2017 - Week 50

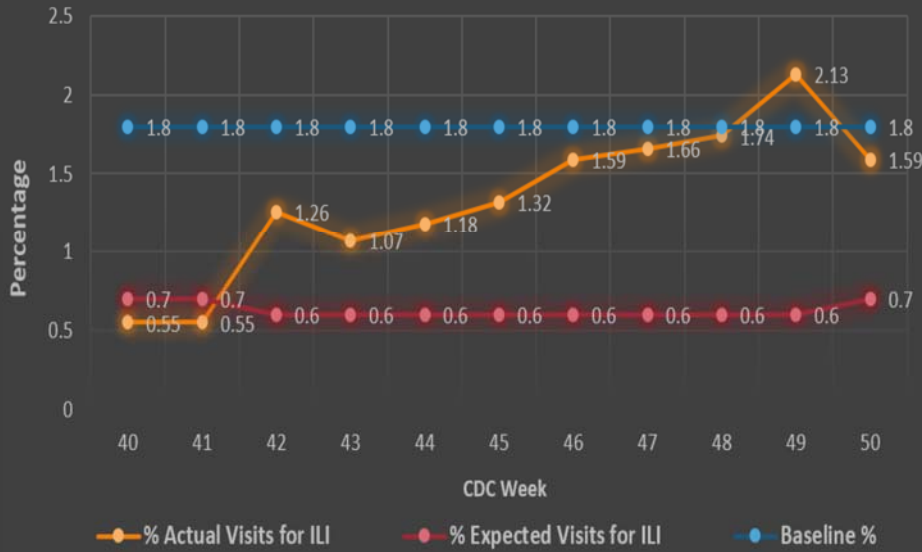


← Figure 2: Illustrates national influenza activity for the reporting week.

*This map indicates geographic spread and does not measure the severity of influenza activity.

Influenza Like Illness¹ (ILI) Reported on a Local and State Level

Percentage of ILI Cases Reported From Sentinel Providers in Winnebago County*
2017-2018 Influenza Season



← Figure 3: Illustrates the percentage of emergency room visits with a complaint of ILI reported during the surveillance week compared to the expected percentage and the baseline percentage for ILI.

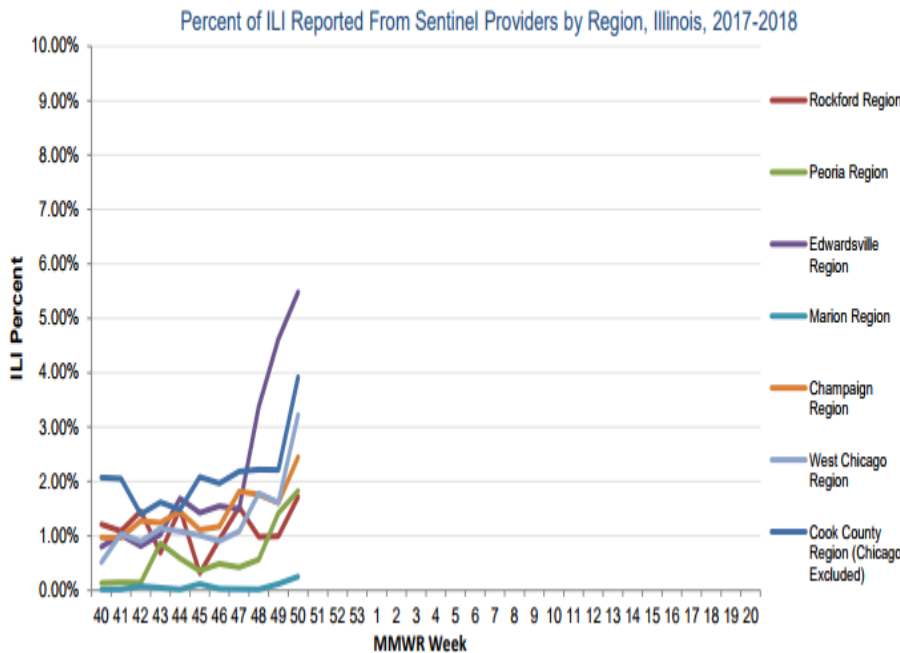
Table 1 ↓: Illustrates the actual number of emergency room visits with a complaint of ILI reported during each surveillance week compared to the expected number of ILI complaints.

Actual Number of ILI Cases Reported in Winnebago County
2017-2018 Influenza Season

CDC Week	Actual Number	Expected Number
40	15	20
41	15	18.4
42	38	17
43	34	16.2
44	37	16
45	41	16.6
46	52	17.1
47	50	17.5
48	58	18.1
49	68	18.9
50	51	20
SEASON TOTAL	459	195.8

← Figure 4: Illustrates the percentage of emergency room visits with a complaint of ILI reported during the surveillance week across the State of Illinois.

Sentinel Provider Reports



¹ ILI "Influenza like Illness" is defined as fever $\geq 100^{\circ}\text{F}$ and cough and/or sore throat.

For more information, contact WCHD at 815-720-4050, or visit our website at: www.wchd.org. Like us: [facebook.com/Winnebago County Health Department](https://www.facebook.com/WinnebagoCountyHealthDepartment). Follow us: twitter.com/Winncohealth. Or contact us at: Winnebago County Health Department, 401 Division Street, PO Box 4009, Rockford, Illinois 61110.