

Winnebago County Health Department

401 Division Street
Rockford, IL 61104
(815) 720-4000

Primary Care Clinic

401 Division Street
Rockford, IL 61104
(815) 490-1876

Breast & Cervical Cancer

Millennium Center
220 Madison Street
Rockford, IL 61104
(815) 633-4010

North Main Annex

2909 North Main Street
Rockford, IL 61103
(815) 282-6667

Millennium Center

220 Madison Street
Rockford, IL 61104
(815) 720-4000



**Winnebago County
Health Department**

**Public Health Services
2002 Annual Report**

October 1, 2001 – September 30, 2002

Public Health Services in Our Community

Prevents epidemics

Protects the environment, workplaces, housing, food and water

Promotes healthy behaviors

Monitors the health status of the population

Mobilizes community action

Responds to disasters

Assures the quality, accessibility and accountability of medical care

Reaches out to link high-risk and hard-to-reach people to needed services

Researches to develop new insights and innovative solutions

Leads the development of sound health policy and planning

From the Administrator...

Dear Community Residents:

In a world where health threats range from AIDS and bioterrorism to an epidemic of obesity, the need for an effective public health system is as urgent as it has ever been. Many achievements in reducing mortality and morbidity can be traced directly to public health initiatives. This past year's highlights/accomplishments are reflective of the challenges perennially facing our Department and community that must be addressed if we are to effectively improve the quality of peoples lives through prevention.

These efforts include the following:

- The Department co-located its principle maternal and child health services at two additional locations in the community with partner organizations. These include joint operations at the Illinois Department of Human Services and the West State Crusader Clinic facility
- The Department partnered with 22 different state and local organizations in a joint effort to develop a comprehensive bioterrorism preparedness and response plan for Winnebago, Boone, and Ogle Counties. This continued with great energy through the course of this past year with a number of intermediate end products developed for use in responding to bioagent events.
- The Department, together with municipalities throughout the County, successfully prevented numerous cases of West Nile Virus related illness. A community the size of Winnebago County could have expected to have seen 15-20 identified cases when in fact there was only one identified case during 2002.
- A community-based advisory committee was established and has met regularly across the latter half of 2002 in an effort to substantially revise the current on-site wastewater management requirements for the community.
- The Department coordinates the community's Violence Prevention Collaborative which developed its first strategic plan to increase public awareness and to prevent violence around four focus areas: child abuse, youth violence, partner abuse, and crimes against the elderly.
- The Department partnered with a number of community entities to establish a community-based health center serving three elementary schools on the near east side. This represents the first such clinical activity serving the immediate needs of the Rockford Public School District and is the second such clinic of this type in the County.
- The Department routinely hosts meetings with the Council of Neighborhood Organizations (CNO) together with City and County officials. The purpose of these meetings is to coordinate the focus of neighborhood improvement initiatives across jurisdictions and to address the greatest needs of the community pertaining to environmental improvements.

As we review this past year's performance, clearly our successes would not have been as great or carry as much promise or potential for future gains on behalf of this community without the willing partners so important in optimizing the notion of community participation and ownership of the problems we face together. The above are simply a few examples of this Department's ongoing commitment to addressing this community's most pressing needs, through a series of activities designed to promote health, prevent disease, and injury and to minimize premature deaths. These activities frequently are not highly visible, yet are essential in protecting and improving the health of individuals, families, and the community. We are approaching the next level for advancing our community's population-based prevention agenda, which must be fostered by continued community participation and multi-level organizational cooperation around identified community health priorities. The future is indeed bright with your continued support.

Respectfully,



J. Maichle Bacon

1

Table of Contents

Letter from the Administrator	1	Winnebago County Death Rate/Race	18
Table of Contents	2	Winnebago County Death Rate/Gender	19
Mission & Vision Statements	3	Personal & Community Health Services Offered	20
Leadership Team/Board of Health Members	4	Clinical Services	21
Financial Figures	5-6	Disease Control	22
Health Statistics	7	Selected Reportable Diseases	23
Winnebago County Population	8-10	Health Support Services	24-25
Winnebago County Race Percentage	11	Community Health Promotion	26-27
Winnebago County Gender Ratio	12	Environmental Health	28
Winnebago County Birth Data	13	Operations	29
Teen Births and Infant Mortality	14	2001 Winnebago County Health Dept. Highlights	30
Cancer Incidence 1995-1999	15	Winnebago County Health Department Map	31
Top 10 Causes of Death	16	Let Us Help You	32
Winnebago County Deaths	17	Winnebago County Health Department Locations	33

2

Mission Statement

*To generate community efforts and interest,
to prevent disease, promote health
and assure that vital elements are in place
to improve the health of the residents
of Winnebago County.*

Vision Statement

*A safer and healthier community
for Winnebago County.*

3

Leadership Team

J. Maichle Bacon, MPH, CPHA
Public Health Administrator

Debbie Anderson, BS
Management Services

Sheila Kloster, BS, CM
Operations

Karen Ayala, BASW
Health Support

Ginny Penzi, RN, MBA
Community Health Promotion

Lee Sanderson-Eads, RN, MBA
Disease Control

Larry Swacina, MS, RS, CIH
Environmental Health

Michael Thomas, DO, MPH, TM
Epidemiologist

Joyce Bass, RN, MPH
Clinical Services

Board of Health Members

Alphonso Goode, President
Stephen Kiley, LCSW
Timothy Durkee, MD
Neil Maloney

John E. Halversen, DDS
Einar Forsman
Louise Hoover
Richard Warrner, MD

Patricia R. Lewis, Ph.D.
Inara McGroarty
Amy Hill
David R. Helland, DVM

4

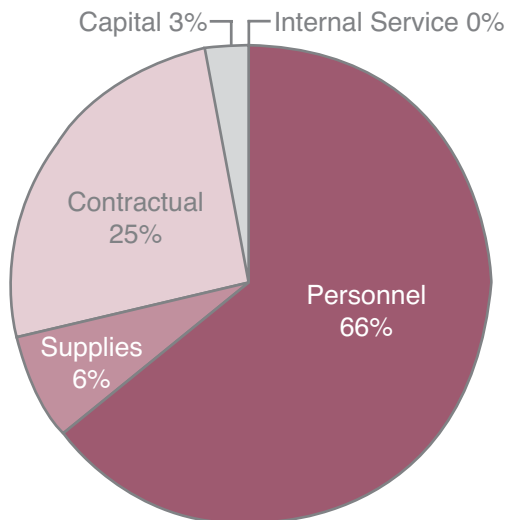
Financial Figures

STATEMENT OF REVENUES & EXPENDITURES FOR PERIOD: OCTOBER 1, 2001 THROUGH SEPTEMBER 30, 2002

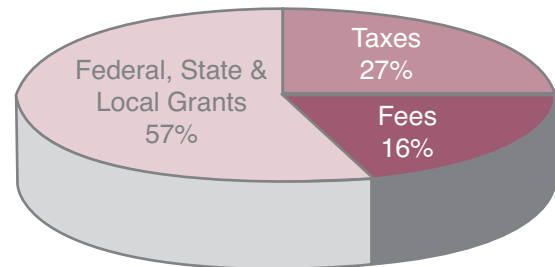
	<u>Unaudited</u>	<u>% of Total</u>
REVENUES:		
Taxes	\$ 2,519,485	22.8%
Fees	\$ 1,528,223	13.8%
Federal, State & Local Grants	\$ 7,005,451	63.4%
TOTAL: RECEIPTS	\$11,053,159	100.0%
EXPENDITURES:		
Health Funds:		
Administration/Public Relations	\$ 461,776	4.6%
Operational Services	\$ 843,625	8.5%
Clinical Health Services	\$ 1,228,432	12.3%
Community Health Promotion	\$ 1,338,639	13.5%
Disease Control	\$ 1,933,948	19.4%
Environmental Health	\$ 1,189,288	12.0%
Health Support Services	\$ 2,952,515	29.7%
Total Health Funds	\$ 9,948,223	100.0%

Financial Figures

*Expenditure by Category
Actual 2001*



*Unaudited Statement of Disbursements
Actual 2001*

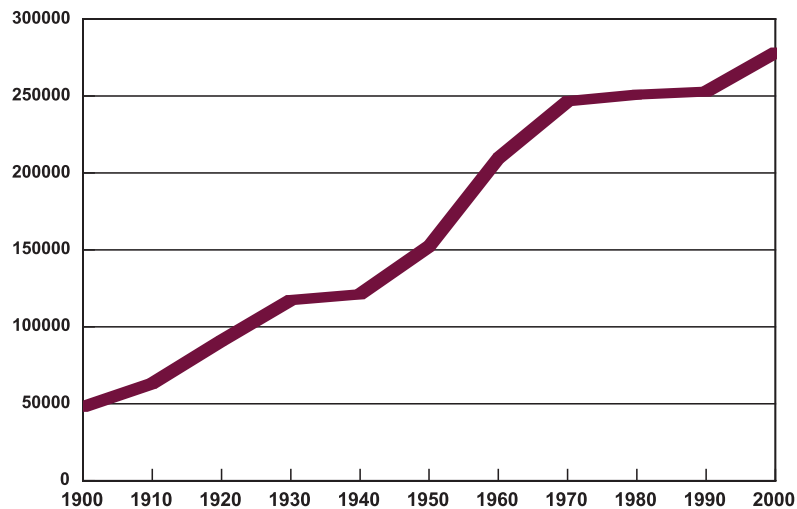


Winnebago County Health Statistics

7

Winnebago County Population

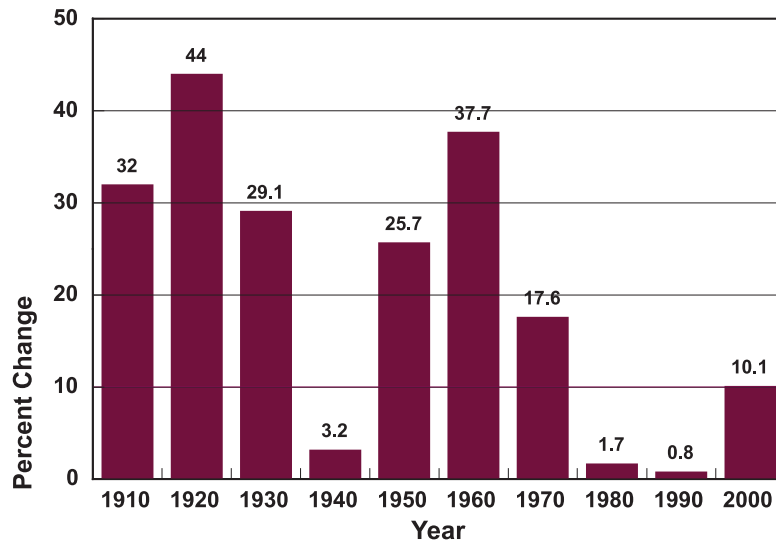
**WINNEBAGO COUNTY POPULATION:
1900-2000**



8

Winnebago County Population

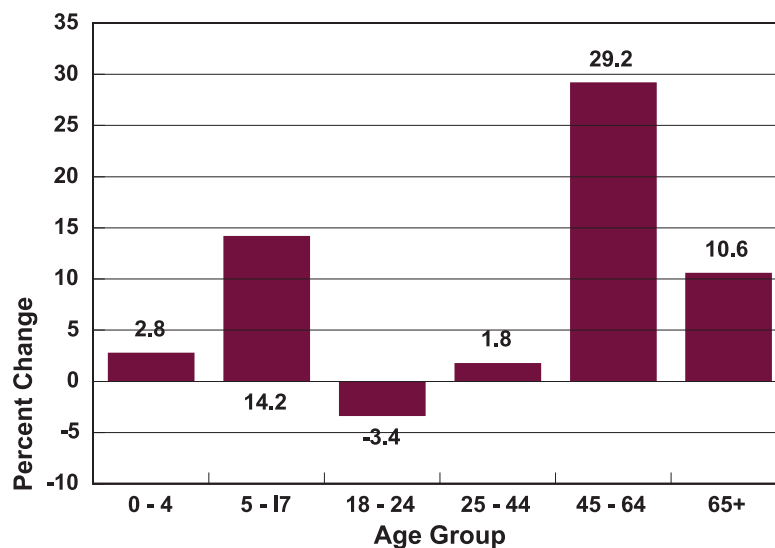
WINNEBAGO COUNTY PERCENT POPULATION CHANGE 1900-2000



9

Winnebago County Population

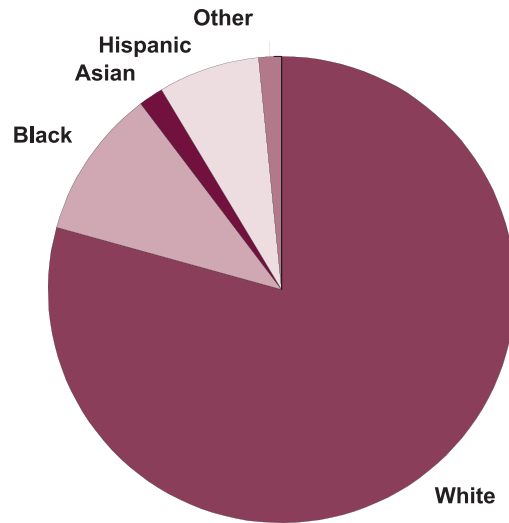
WINNEBAGO COUNTY AGE GROUPS PERCENT POPULATION CHANGE 1990-2000



10

Winnebago County Race Percentage

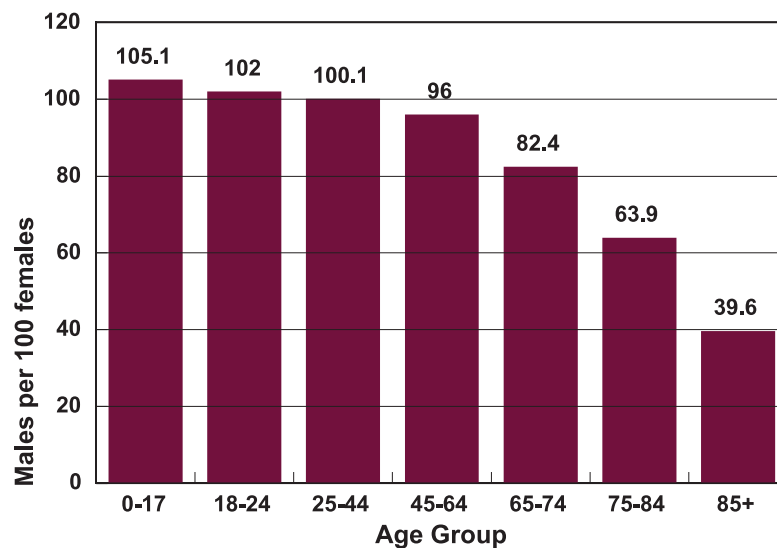
WINNEBAGO COUNTY PERCENT RACE: 2000 CENSUS



11

Winnebago County Gender Ratio

WINNEBAGO COUNTY GENDER RATIO BY AGE GROUP: 2000 CENSUS



12

Winnebago County Birth Data

WINNEBAGO COUNTY - 2000

Birth Data	Percent	Number
Low Birth Weight	8.3%	332
Plural Births	3.9%	156
White Births	81.2%	3266
Black Births	15.5%	624
Other Races	3.3%	131
Teen Births	13.3%	535
Single Parent	37.4%	1506
TOTAL BIRTHS	100.0%	4021

WINNEBAGO COUNTY - 2001

Birth Data	Percent	Number
Low Birth Weight	8.6%	340
Plural Births	3.1%	123
White Births	80.9%	3184
Black Births	16.2%	640
Other Races	2.9%	114
Teen Births	12.7%	500
Single Parent	40.2%	1584
TOTAL BIRTHS	100.0%	3938

13

Teen Births & Infant Mortality

TEEN BIRTHS

	Year	Births	Teen Births	%	<15 Years	15-17 Years	18-19 Years
Winnebago Co.	1999	3,952	553	14.0	8	176	369
	2000	4,021	535	13.3	15	179	341
	2001	3,938	500	12.7	5	150	345
Illinois	1999	182,027	21,833	12.0	422	7,408	14,003
	2000	185,003	21,108	11.4	392	7,156	13,560
	2001	184,022	20,092	10.9	344	6,635	13,113

INFANT MORTALITY

	Year	Births	Infant Deaths	IM Rate Total	IM Rate White	IM Rate Black
Winnebago Co.	1999	3,952	35	8.9	6.5	23.1
	2000	4,021	40	9.9	8.4	20.8
	2001	3,938	23	5.8	4.1	15.6
Illinois	1999	182,027	1,504	8.3	6.2	17.4
	2000	185,003	1,528	8.3	6.5	16.3
	2001	184,022	1,379	7.5	5.9	14.9

14

Cancer Incidence 1995-1999

Winnebago Co.	Number	Rate
All Cancer	6,435	478.7
Male	3,138	538.8
Female	3,297	443.8
White	5,881	469.4
Black	444	551.8
Lung/Bronchus	1,054	78.4
Male	604	104.0
Female	450	60.6
White	961	76.3
Black	85	113.8
Breast-invasive*	1,051	78.6
White (Female)	972	144.1
Black (Female)	65	124.9
Prostate	740	125.6
White	663	119.9
Black	59	187.5
Cervix-invasive*	796	10.3
White	65	10.4
Black	3	6.4
Colon/Rectum	796	59.0
Male	389	67.7
Female	407	51.9
White	724	57.1
Black	61	84.4

**Differences between whites and blacks are not significant since 95% confidence intervals overlap.*

Illinois	Number	Rate
All Cancer	279,966	480.1
Male	140,375	565.9
Female	139,591	426.4
White	236,396	469.4
Black	35,296	536.7
Lung	42,836	73.5
Male	24,857	100.5
Female	17,979	54.6
White	36,051	71.3
Black	6,135	93.9
Breast-invasive	42,875	74.0
White (Female)	36,211	133.4
Black (Female)	4,954	124.6
Prostate	38,028	154.2
White	30,634	142.1
Black	5,847	232.0
Cervix-invasive	3,611	11.6
White	2,661	10.3
Black	801	18.9
Colon/Rectum	34,804	59.7
Male	17,060	71.0
Female	17,744	51.6
White	29,789	58.4
Black	4,199	67.5

15

Top Ten Causes of Death in Winnebago County

WINNEBAGO COUNTY - 2000

Cause	No. of Deaths	%
Heart Disease	716	(28.9%)
Cancer	612	(24.8%)
Stroke	173	(7.0%)
Injury (Accident/Intentional)	158	(6.4%)
Chronic Lung Disease	110	(4.4%)
Alzheimer's Disease	85	(3.4%)
Diabetes	78	(3.2%)
Other Cardiovascular	65	(2.6%)
Pneumonia/Influenza	57	(2.3%)
Other Respiratory	37	(1.5%)
All Other	379	(15.3%)
TOTAL	2,470	(100.0%)

Source: Illinois Department of Public Health

WINNEBAGO COUNTY - 2001

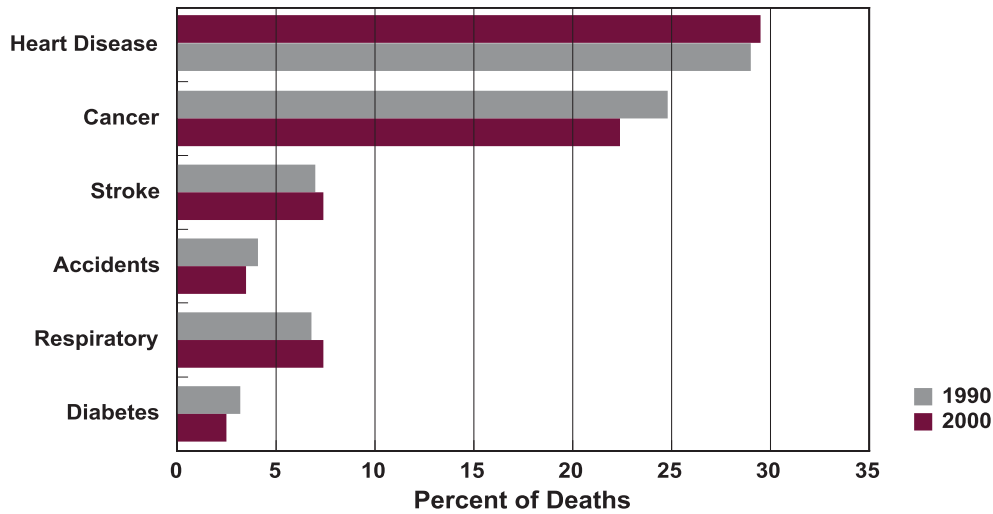
Cause	No. of Deaths	%
Heart Disease		(28.9%)
Cancer		(24.8%)
Stroke		(7.0%)
Injury (Accident/Intentional)		(6.4%)
Chronic Lung Disease		(4.4%)
Alzheimer's Disease		(3.4%)
Diabetes		(3.2%)
Other Cardiovascular		(2.6%)
Pneumonia/Influenza		(2.3%)
Other Respiratory		(1.5%)
All Other		(15.3%)
TOTAL	2,460	(100.0%)

Source: Illinois Department of Public Health

Comments: In Winnebago County, we have increasing cancer deaths and decreasing Heart Disease deaths, with Heart Disease still the leading cause of death. The top four cancer deaths in Winnebago County are: 1. Lung, 2. Colon, 3. Breast, 4. Prostate.

Winnebago County Deaths

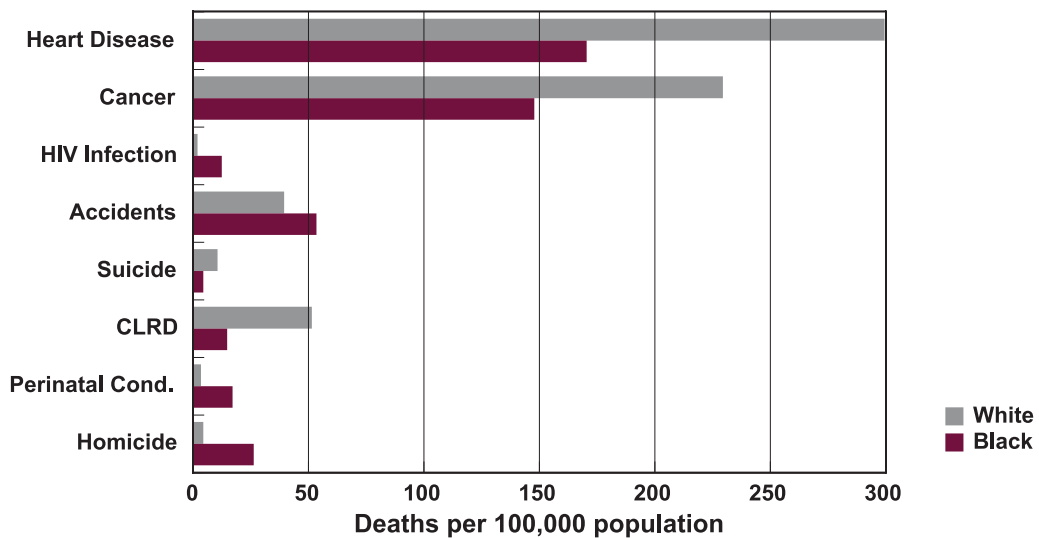
WINNEBAGO COUNTY DEATHS BY LEADING CAUSES: 1990 AND 2000



17

Winnebago County Death Rate

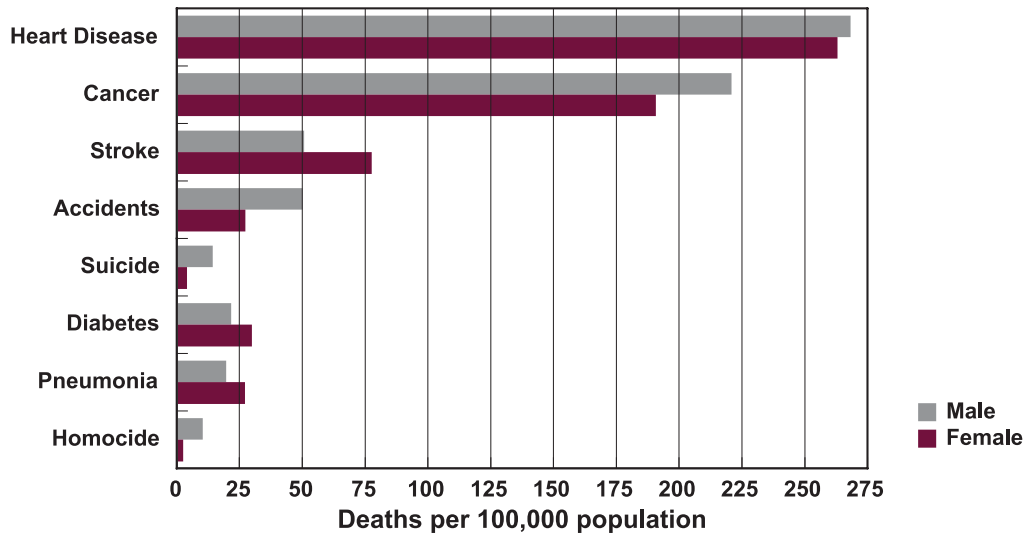
WINNEBAGO COUNTY CRUDE DEATH RATE BY RACE SELECTED CAUSES: 1998-2000



18

Winnebago County Death Rate

WINNEBAGO COUNTY DEATH RATE BY GENDER SELECTED CAUSES: 1998-2000



19

Services Offered

*Personal & Community
Health Services
Offered Through The
Winnebago County
Health Department*

20

Clinical Services

*Promotes childhood immunizations and women's health,
including cancer screening.*

Women's Health

Gynecological services for women. Breast and Cervical cancer screening.

Women's Health Clients: 11,265

Women's Health Exams: 3,820

Breast & Cervical Cancer Screening: 647

Pregnancy Tests: 3,082

School-Based Clinic

Comprehensive well child visits for students attending Beyer, Kishwaukee and Rock River Elementary Schools. Provides immunizations and school physicals to any child in Winnebago County.

Patients: 344

Number of Immunizations: 292

Immunizations for Children & Adults

Immunizations for children up to 21 years old.

Pediatric Immunizations: 3,791

Crusader Primary Care Clinic

at the Winnebago County Health Department

Primary Family Care Clinic three days a week.

Number of People Served: 1,665

Disease Control

Provides investigation and actions to control communicable diseases.

Sexually Transmitted Diseases:

Confidential diagnosis and treatment of sexually transmitted diseases.

Total Visits: 3,551

AIDS Education, Counseling and Testing:

Anonymous and confidential HIV counseling and testing, AIDS prevention education presentations.

Number of HIV Tests: 1,717

TB Care Program:

A referral site for skin test positive and active TB Cases in Winnebago County.

Total Number of People Served: 2,583

Ryan White Programs:

Case management and assistance for persons with HIV/AIDS, including housing, nutrition, and transportation.

Number of People Served: 380

Refugee Screening Program:

Health screening, examination and referrals.

Number of people screened: 111

International Travel Consultations:

Education and immunization for those going to foreign countries.

Number of Immunizations: 1,216

Selected Reportable Diseases in Winnebago County

2001 Numbers

AIDS	25	Hepatitis C (accute)	4
AIDS (accumulated from 1985)	440	Hepatitis C (chronic)	313
Bacterial Meningitis	0	Herpes	51
Blastomycosis	2	Histoplasmosis	4
Campylobacter	60	HIV	44
Cervicitis	480	Legionaires Disease	1
Chlamydia	1410	Lyme Disease	8
Cryptosporidium	12	Non-gonococcal urethritis	521
E Coli 0157 H7	9	Pertussis	2
Giardia	44	Salmonella	44
Gonorrhea	696	Shigella	57
Group A Strep	18	Syphilis	26
Hepatitis A	10	Tuberculosis	6
Hepatitis B (accute)	11	Viral Meningitis	104
Hepatitis B (chronic)	41		

23

Health Support Service

Family Case Management

Supportive services to pregnant women and infants up to the age of 1. Services include ensuring that all families have access to and are receiving necessary community referrals. Family Case Management is offered at the following locations: Division St., North Main Annex, Crusader Clinic, Salvation Army Millennium Center, South Beloit and DHS office.

Numbers Served: 7,148 families

Women, Infants, Children (WIC Supplemental Feeding)

Supplemental food program for pregnant women, infants and children up to five years.

Numbers Served: 14,787 clients

Lead

Screening, testing, education and follow-up.

Numbers Served: 319 lead draw performed

Prevention Initiative

Early childhood education for the Rockford School District #205 block grant. It includes funding for intensive case management services through preventative initiative.

Numbers Served: 30 families received services (this represents a slight decline from last year due to needing to rebuild case and after-staff turnover)

KidCare

Enrollment in state health insurance program for children of eligible families.

Numbers Served: 348 applications were initiated for medical insurance coverage.

Social Work/Mental Health

Support services for Health Department clients, including food and community referrals.

Numbers Served: 468 total

24

HealthWorks

Ensure necessary, quality health care services for foster children in the nine northwest counties of Illinois.

Numbers Served: 1,304 children received services

Teen Parent Services

Fully integrated with Family Case Management, to provide teen parents with more intensive case management services that focus on educational achievement.

Numbers Served: 300 unduplicated clients received services

Teen Pregnancy Prevention Grant

Services to provide primary and secondary pregnancy prevention to local teens.

Numbers Served: 1,450 teens received at least 1 session

Problem Pregnancy

Smoking Cessations program for pregnant women enrolled in WIC.

Numbers Served: 605 clients

Genetics

Education and service referral for the families of children diagnosed as having birth defects and genetic disorders.

Numbers Served: 788 clients received a genetics' screening

High-Risk Nursing

93% of all APORS referrals received follow-up, face-to-face services from Medical Case Manager

Numbers Served: 183 maternal high-risk referrals were processed, 1,180 HRI/APORS infants were served

Community Health Promotion

Provides prevention and screening programs to improve the health of those in our community.

Health Promotion:

Promotes health and wellness within our community through awareness, education, screenings and immunization.

Number of screening/immunizations: 30,643

Oral Health:

Seeks to reduce the incidence of oral disease through education, referrals and preventive dental treatment in schools.

Number of people served: 4,333

School-based preventative dental treatment includes exams, cleanings, fluoride treatments and dental sealants on income eligible children.

Number of Sealants: 8,374

Audio-Visual Screening:

Provide vision and hearing screenings to all children in preschools, daycare centers and private and parochial schools. Services detect vision/hearing problems that otherwise might go undetected.

Number of Vision Screenings: 13,535

Number of Hearing Screenings: 11,856

Maternal Child Prevention:

Provides ATOD, violence prevention and women's issues education to female adolescents in Winnebago County.

Number of People Served: 4,836

Nurse Consultant:

Provide education on all health and safety issues to childcare providers, families and children in child care settings. Link families with children in child care settings to appropriate community resources.

Number of Technical Assists: 98

Teens Against Tobacco Use (TATU), Life Skill Training, Freedom From Smoking:

Focuses on increasing youth awareness about the dangers of any form of tobacco use. Freedom From Smoking uses a positive behavior change approach that teaches the participant how to become a non-smoker.

Number of TATU Students Served / Freedom From Smoking Participants: 3,248

*Life Skills Training began late September of 2001

Not on Tobacco (NOT):

Provides teens the opportunity to participate in a school-based, voluntary cessation support program. The programs are designed to help high school student stop smoking, reduce the number of cigarettes smoked, increase healthy lifestyle behaviors and improve life management skills.

Number of Students Served: 185

Violence Prevention Collaborative:

Composed of over 75 members, from the community, social service agencies, media, grassroots organizations, churches law enforcement, health care, public housing,

law enforcement, health care, public housing, education and judicial sectors of the community.

Number of People Served: 1,063

Number of Printed Materials Handed Out: 5,000

Black Male Health:

The program provides educational information to black males regarding lifestyle changes to reduce health risks. Black males rank last in life expectancy and experience elevated morbidity and mortality.

Number of People Served: 1,481

Violence Prevention:

Increases community awareness of violence as a public health issue and establishes a mentoring program for identified at-risk youth. Many high-risk youth lack positive role models and do not value school. As a result, there is a lack of support and educational readiness for school success.

Total People Served: 4,149

27

Environmental Health

Inspect, investigate and monitor issues regarding water, food, lead safety and nuisance control.

Neighborhood Environmental

Regulation of hotels and motels, pest control and nuisance resolution. Compliance with minimum housing health codes, lead paint inspections and education home health hazards.

Number of Inspections: 17,371

Laboratory

Laboratory testing for Health Department Divisions, municipalities and the general public. Major testing includes water and pollen counts.

Number of Environmental Tests: 14,210

Number of RPR (STD tests): 3,545

West Nile Virus

(Info to come, with stats)

Public Facilities Sanitation

Plan review, inspection and regulation of food establishments, tanning facilities and public pools. Sanitarians perform routine food establishment inspections as well as investigate complaints about incidents of possible food borne illnesses.

Number of Inspections: 6,337

Pollution Control

Issue and inspect septic systems, test water wells, monitor air, groundwater and land quality. Periodically evaluate and update septic codes as needed. Participate with IDPH, IEPA and USEPA on environmental quality and compliance issues.

Number of Tests: 2,580

28

Provides birth and death certificates and centralized administration of health records.

Vital Statistics

Certificates:

Birth and death certificates and burial permits for residents of Winnebago County.

Records:

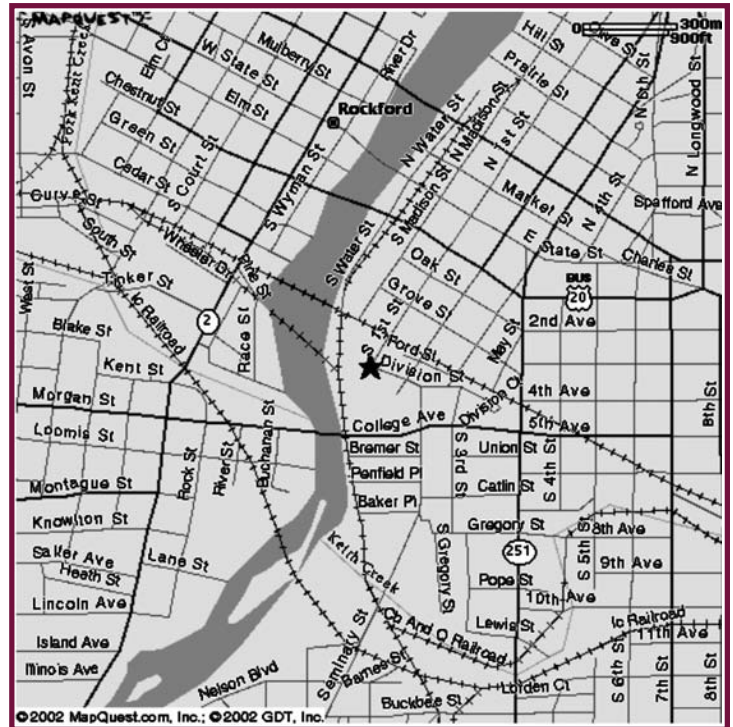
Provide centralized administration of health records and coordinate information services.

2002 Winnebago County Health Department Highlights

2002 Winnebago County Health Department Highlights

- WCHD co-located its principle maternal and child health services at two additional locations in the community with partner organizations.
- WCHD partnered with 22 different state and local organizations to jointly develop a bioterrorism preparedness and response plan for Winnebago, Boone and Ogle Counties.
- WCHD, together with municipalities throughout the County, successfully prevented numerous cases of West Nile Virus related illness.
- A community-based advisory committee was established in an effort to substantially revise the current on-site wastewater management requirements for the community.
- WCHD coordinates the community's Violence Protection Collaborative which developed a plan to increase public awareness and to prevent violence.
- WCHD partnered with a number of community entities to establish a community-based health center serving 3 elementary schools on the near east side.
- WCHD routinely hosts meetings with the Council of Neighborhood Organizations (CNO) together with City and County officials.
- Crusader Clinic expanded a Primary Care Clinic three days a week at the WCHD.
- The Department received a Bioterrorism Preparedness Planning Grant.
- Teenz247 Anti-Smoking Website was launched.
- The Women's Health Division expanded the Breast & Cervical Screening Cancer Clinic.
- The Winnebago County Health Department coordinated the 1st Annual Earth Fest.
- The WCHD is expanding case management and WIC services to the DHS office and Crusader Clinic.
- Adolescent Health Services received First Place for Innovative Programming award from the Illinois Department of Human Services.
- Successfully contained outbreaks of Viral Meningitis, Cryptosporidium and Hepatitis A.
- Awarded IDHS Grant to initiate School-Based Health Center in the Rockford School District #205.
- Hired Black Health Coordinator to bring more focus to health disparities.
- 93.55% of WIC children, up to age 2, are immunized; up from 89% in 2000.
- Childhood Immunizations are now available on a full-time basis at Division Street location.
- 300 Car Seats were given to Winnebago County families through Health Support Services Division.

Winnebago County Health Department Map



31

Let Us Help You...

This Winnebago County Health Department Services Directory has been developed to help you identify and use the various programs. Additional information on our services may be obtained by calling 720-4000 or any of the following direct lines.

Administration	720-4200	Human Resources	720-4212
AIDS Testing	720-4050	Immunizations (Children)	720-4150
Breast/Cervical Cancer	633-4010	Kid Care Applications	720-4323
Clinical Services	720-4150	Operations	720-4010
Community Health Promotion	720-4250	Primary Care Clinic	490-1876
Disease Control	720-4050	Public Relations	720-4213
Dental Information	720-4275	Tuberculosis Clinic	720-4091
Environmental Health	720-4101	Vision & Hearing Screening	720-4266
Epidemiology	720-4215	Vital Records	720-4020
Flu Clinics	720-4274	Women's Health	282-6667
General Information	720-4000	W.I.C. (Women, Infants & Children)	720-4370
Health Support Services	720-4300		

Hours of Operation - Winnebago County Health Department is open Monday through Friday from 8:00 am – 5:00 pm, except holidays. Some clinics have extended hours. Call individual programs for appointment or schedule.