



*Winnebago County  
Health Department*

Public Health Services

# 2004 Annual Report

October 1, 2003 – September 30, 2004

## *Public Health Services in Our Community*

---

**Prevents** epidemics

**Protects** the environment, workplaces, housing, food and water

**Promotes** healthy behaviors

**Monitors** the health status of the population

**Mobilizes** community action

**Responds** to disasters

**Assures** the quality, accessibility and accountability of medical care

**Reaches out** to link high-risk and hard-to-reach people with needed services

**Researches** to develop new insights and innovative solutions

**Leads** the development of sound health policy and planning

## *From the Administrator...*

*Dear Community Residents:*

*In 2004 the Winnebago County Health Department celebrated its 150th Anniversary of Public Health Practice in the Community. The original Board of Health was established by the City of Rockford in 1854 representing one of the first Boards of Health in Illinois. At our Sesquicentennial celebration in June, the Department recognized its vital community partners in its mission to protect and improve the health of the community. This recognition was in the form of a framed timeline of public health milestones achieved together over the course of the past 150 years. This special year represented an opportunity for our staff and community to reflect on the important health improvements that have contributed so remarkably to declining mortality rates and an ever increasing span of healthy life. Ultimately, the greatest benefit from the present and past efforts of dedicated public health workers will mostly accrue to those yet to be born.*

*Public Health affects all of us, all of the time through the protection of our food and water supplies, through the promotion of healthy life style, and the early identification of both infectious and noninfectious diseases, through screenings and the provision of appropriate treatment and follow up services. Conversely, the risks associated with under-performance in preventive health services takes a substantial toll on community health, strains the capacity of our health systems, and waste millions of public and private dollars.*

*The good news is that risks to health are reducible. As always together with our partner agencies in the community, the Department is committed to helping individuals, families, and the community as a whole to promote health. In FY '04 the Department has provided a healthy return on the investment of less than 11 cents per person per day through a coordinated array of preventive health services. Some of the services include the following:*

- > Providing assessment, nutritional support, and case management services for 1600 (42% of total) pregnant women and >6000 infants and children, through >20,000 contacts/visits.*
- > Provide almost 30,000 adult and childhood immunizations against a wide array of vaccine preventable disease.*
- > Protect the community by containing the spread of >3000 cases of communicable diseases through diagnosis, treatment, and case contact follow up.*
- > Assure safer food and water supplies and healthier neighborhoods and housing conditions through >19,000 inspections and >20,000 laboratory samples obtained and analyzed.*
- > Provide health screenings, clinical exams, and related treatment and support counseling services to >7000 patients through >30,000 clinical health and health promotion service contacts.*
- > Provide >24,000 vision and hearing screenings and >3000 oral health screenings and preventive treatments to school-age children.*
- > Provide community health promotion and educational activities to >5000 teens, adults, and grandparents through health education programs ranging from life skills, to anti-tobacco, to violence prevention, and emergency preparedness.*

*The following pages provide further summary of the activities that have been provided over this past year to protect and improve the health of our community. Everyday an outstanding team of dedicated men and women caringly address the preventive health needs of Rockford and Winnebago County. Thank you for your participation and support that is so vital to successful health status improvements.*

*Respectfully,*  
  
J. Maichle Bacon

# *Table of Contents*

---

|   |    |   |       |
|---|----|---|-------|
| Letter from the Administrator .....           | 1  | Winnebago County Death Rate .....                   | 14-15 |
| Table of Contents .....                       | 2  | Services Offered .....                              | 16    |
| Mission & Vision Statements .....             | 3  | Clinical Services .....                             | 17    |
| Leadership Team/Board of Health Members ..... | 4  | Disease Control .....                               | 18    |
| Financial Figures .....                       | 5  | Selected Reportable Diseases .....                  | 19    |
| Health Statistics .....                       | 6  | Health Support Services .....                       | 20-21 |
| Winnebago County Population .....             | 7  | Community Health Promotion .....                    | 22-23 |
| Winnebago County Race Percentage .....        | 8  | Environmental Health .....                          | 24    |
| Winnebago County Gender Ratio .....           | 9  | Operations .....                                    | 25    |
| Winnebago County Birth Data .....             | 10 | 2003 Winnebago County Health Dept. Highlights ..... | 26    |
| Teen Births and Infant Mortality .....        | 11 | Winnebago County Health Department Map .....        | 27    |
| Top 10 Causes of Death .....                  | 12 | Winnebago County Health Department Locations .....  | 28    |
| Winnebago County Deaths .....                 | 13 | Let Us Help You .....                               | 29    |

## *Mission Statement*

---

*To generate community efforts and interest,  
to prevent disease, promote health  
and assure that vital elements are in place  
to improve the health of the residents  
of Winnebago County.*

## *Vision Statement*

---

*A safer and healthier community  
for Winnebago County.*

## *Leadership Team*

---

J. Maichle Bacon, MPH, CPHA  
*Public Health Administrator*

Karen Ayala, BASW, MPH  
*Health Support*

Larry Swacina, MS, RS, CIH  
*Environmental Health*

Debbie Anderson, BS, MPH  
*Community Health Promotion*

Sheila Kloster, BS, CM, MS  
*Operations*

Sanjeev Kakkar, MBBS, MPH  
*Disease Control*

Joyce Bass, RN, MPH  
*Community Health Nursing*

## *Board of Health Members*

---

Alphonso Goode  
Stephen Kiley, LCSW  
Deborah LaVelle  
Steven Lidvall, M.D.  
John E. Halversen, DDS  
Luci Hoover

Patricia R. Lewis, Ph.D., President  
Inara McGroarty  
Pearl Hawks  
David R. Helland, DVM, Vice President  
Richard Warrner, M.D., Secretary

# Financial Figures

## STATEMENT OF REVENUES & EXPENDITURES FOR PERIOD: OCTOBER 1, 2003 THROUGH SEPTEMBER 30, 2004

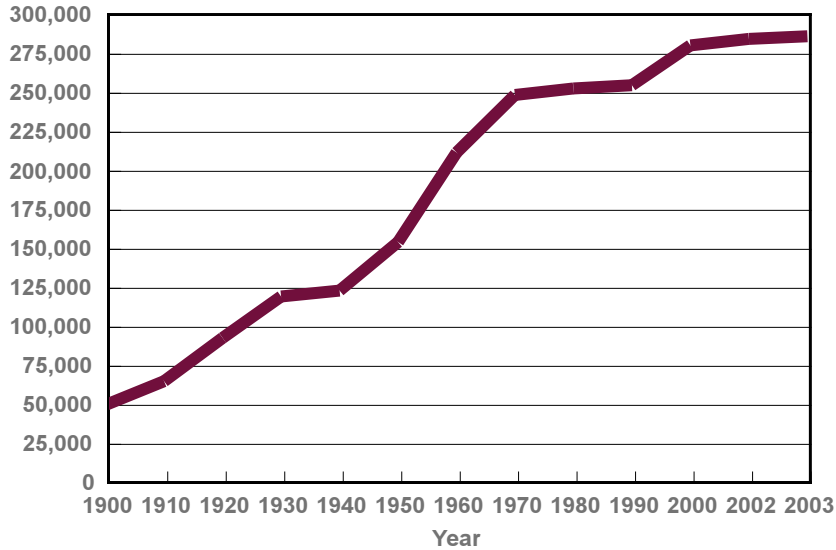
| REVENUES:                       | <u>Unaudited</u>    | <u>% of Total</u> | <u>Budget</u>       | <u>% of Total</u> |
|---------------------------------|---------------------|-------------------|---------------------|-------------------|
| Taxes                           | \$ 2,850,406        | 23.4%             | \$ 2,781,556        | 22.2%             |
| Medicaid / Medicare             | \$ 288,476          | 2.4%              | \$ 321,648          | 2.6%              |
| Fees                            | \$ 1,432,692        | 11.8%             | \$ 1,405,369        | 11.2%             |
| Federal, State & Local Grants   | \$ 7,609,288        | 62.5%             | \$ 8,002,862        | 64.5%             |
| <b>TOTAL</b>                    | <b>12,180,862</b>   | <b>100.0%</b>     | <b>12,511,435</b>   | <b>100.0%</b>     |
| <br>                            |                     |                   |                     |                   |
| EXPENDITURES:                   |                     |                   |                     |                   |
| Administration/Public Relations | \$ 843,876          | 7.3%              | \$ 949,669          | 7.5%              |
| Operational Services            | \$ 1,047,552        | 9.1%              | \$ 1,073,617        | 8.5%              |
| Clinical Health Services        | \$ 1,469,988        | 12.8%             | \$ 1,587,989        | 12.6%             |
| Community Health Promotion      | \$ 1,330,797        | 11.6%             | \$ 1,448,847        | 11.5%             |
| Disease Control                 | \$ 1,935,196        | 16.8%             | \$ 2,224,009        | 17.7%             |
| Environmental Health            | \$ 1,274,239        | 11.3%             | \$ 1,457,634        | 11.6%             |
| Health Support Services         | \$ 3,594,107        | 31.3%             | \$ 3,849,554        | 30.6%             |
| <b>TOTAL</b>                    | <b>\$11,495,755</b> | <b>100.0%</b>     | <b>\$12,591,319</b> | <b>100.0%</b>     |

*Winnebago County  
Health Statistics*

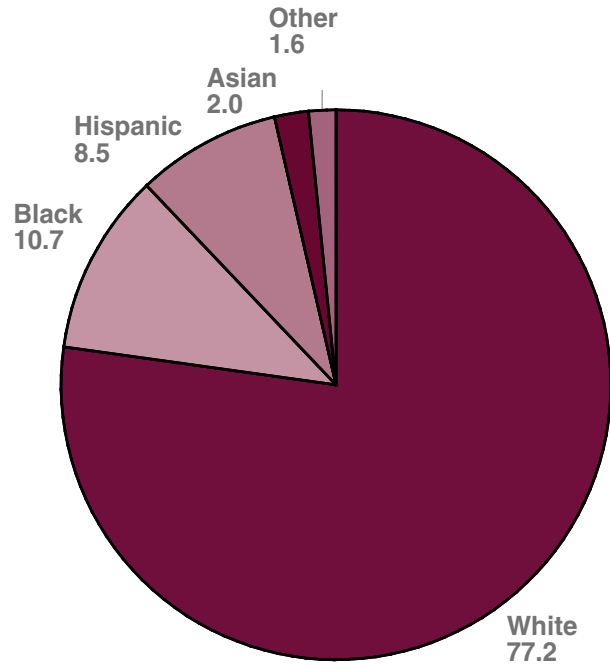


# *Winnebago County Population 1900 - 2003*

## **WINNEBAGO COUNTY POPULATION: 1900-2004**

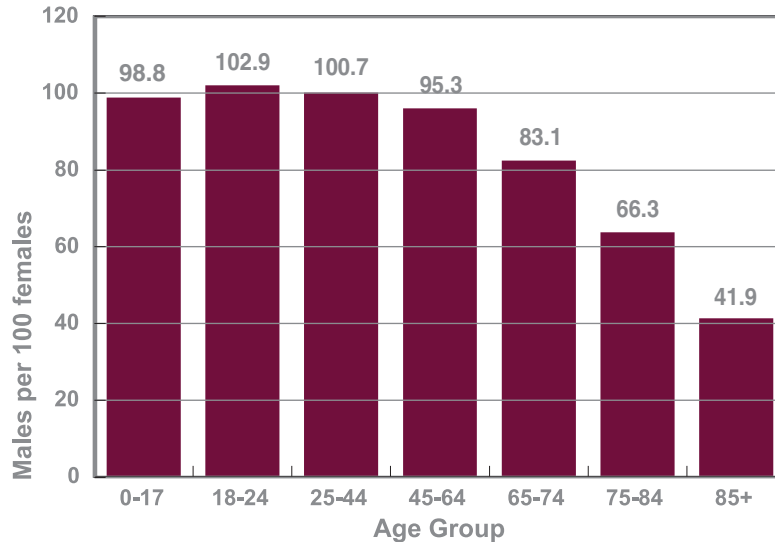


# *Winnebago County Race/Ethnicity 2002 Census Estimate*



# *Winnebago County Gender Ratio 2000 Census*

## WINNEBAGO COUNTY GENDER RATIO BY AGE GROUP: 2003 CENSUS ESTIMATE



## *Winnebago County Birth Data 2003 - 2004*

---

### **WINNEBAGO COUNTY - 2004**

| <b>Birth Data</b>   | <b>Number</b> | <b>Percent</b> |
|---------------------|---------------|----------------|
| Low Birth Weight    | 367           | 9.5%           |
| Plural Births       | 146           | 3.7%           |
| White Births        | 3017          | 79.0%          |
| Black Births        | 669           | 18.9%          |
| Other Races         | 135           | 3.5%           |
| Teen Births         | 433           | 11.9%          |
| Single Parent       | 1650          | 43.2%          |
| <b>TOTAL BIRTHS</b> | <b>3821</b>   | <b>100.0%</b>  |

### **WINNEBAGO COUNTY - 2003**

| <b>Birth Data</b>   | <b>Number</b> | <b>Percent</b> |
|---------------------|---------------|----------------|
| Low Birth Weight    | 354           | 9.1%           |
| Plural Births       | 145           | 3.7%           |
| White Births        | 3145          | 81.0%          |
| Black Births        | 624           | 16.1%          |
| Other Races         | 116           | 3.0%           |
| Teen Births         | 456           | 11.7%          |
| Single Parent       | 1608          | 40.4%          |
| <b>TOTAL BIRTHS</b> | <b>3980</b>   | <b>100.0%</b>  |

## Teen Births & Infant Mortality 2001 - 2003

### TEEN BIRTHS

|                      | Year | Births  | Teen Births | %    | <15 Years | 15-17 Years | 18-19 Years |
|----------------------|------|---------|-------------|------|-----------|-------------|-------------|
| <b>Winnebago Co.</b> | 2001 | 3,938   | 500         | 12.7 | 5         | 150         | 345         |
|                      | 2002 | 3,967   | 456         | 11.5 | 7         | 144         | 305         |
|                      | 2003 | 3,980   | 464         | 11.7 | 10        | 152         | 302         |
| <b>Illinois</b>      | 2001 | 184,022 | 20,092      | 10.9 | 344       | 6,635       | 13,113      |
|                      | 2002 | 180,555 | 18,546      | 10.3 | 318       | 6,090       | 12,138      |
|                      | 2003 | 182,393 | 17,670      | 9.7  | 276       | 5,922       | 11,472      |

### INFANT MORTALITY

|                      | Year | Births                                 | Infant Deaths | IM Rate Total | IM Rate White | IM Rate Black |
|----------------------|------|--|---------------|---------------|---------------|---------------|
| <b>Winnebago Co.</b> | 2001 | 3,938                                  | 23            | 5.8           | 4.1           | 16.6          |
|                      | 2002 | 3,967                                  | 38            | 9.6           | N/A           | N/A           |
|                      | 2003 | Data Not published at time of printing |               |               |               |               |
| <b>Illinois</b>      | 2001 | 184,022                                | 1,379         | 7.5           | 5.9           | 14.9          |
|                      | 2002 | 180,555                                | 1,304         | 7.2           | 5.2           | 15.7          |
|                      | 2003 | Data Not published at time of printing |               |               |               |               |

## *Top Ten Causes of Death in Winnebago County*

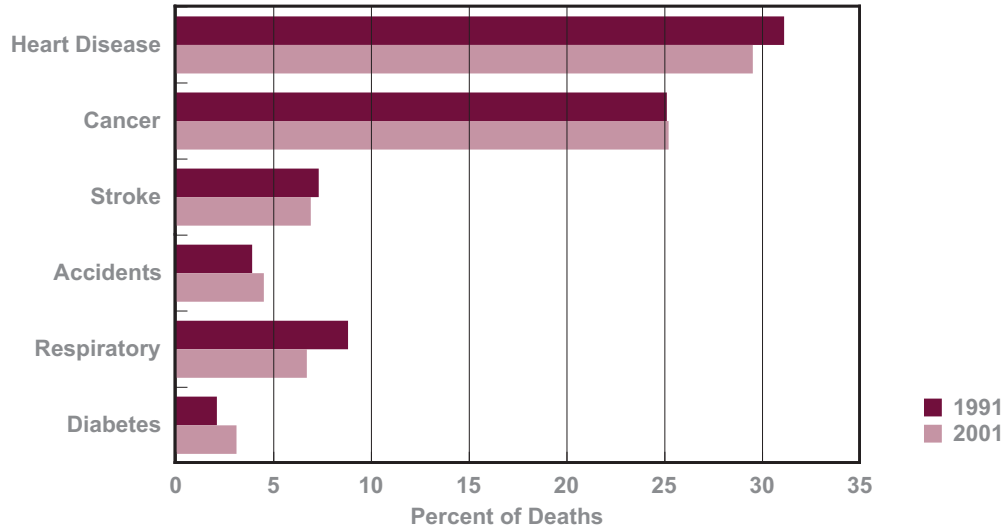
### **WINNEBAGO COUNTY - 2002**

| <b>Cause</b>                                   | <b>No. of Deaths</b> | <b>%</b>        |
|--|----------------------|-----------------|
| Heart Disease                                  | 719                  | (28.3%)         |
| Cancer   | 588                  | (23.2%)         |
| Stroke   | 184                  | ( 7.3%)         |
| Injury (Accident/Intentional)                  | 140                  | ( 5.5%)         |
| Chronic Lung Disease                           | 133                  | ( 5.2%)         |
| Alzheimer's Disease                            | 99                   | ( 3.9%)         |
| Diabetes                                       | 79                   | ( 3.1%)         |
| Other Cardiovascular                           | 71                   | ( 2.8%)         |
| Nephritis, Nephrotic Syndrome<br>and Nephrosis | 49                   | ( 1.9%)         |
| Infectious & Parasitic                         | 44                   | ( 1.7%)         |
| All Other                                      | 431                  | (17.0%)         |
| <b>TOTAL</b>                                   | <b>2,537</b>         | <b>(100.0%)</b> |

*Source: Illinois Department of Public Health*

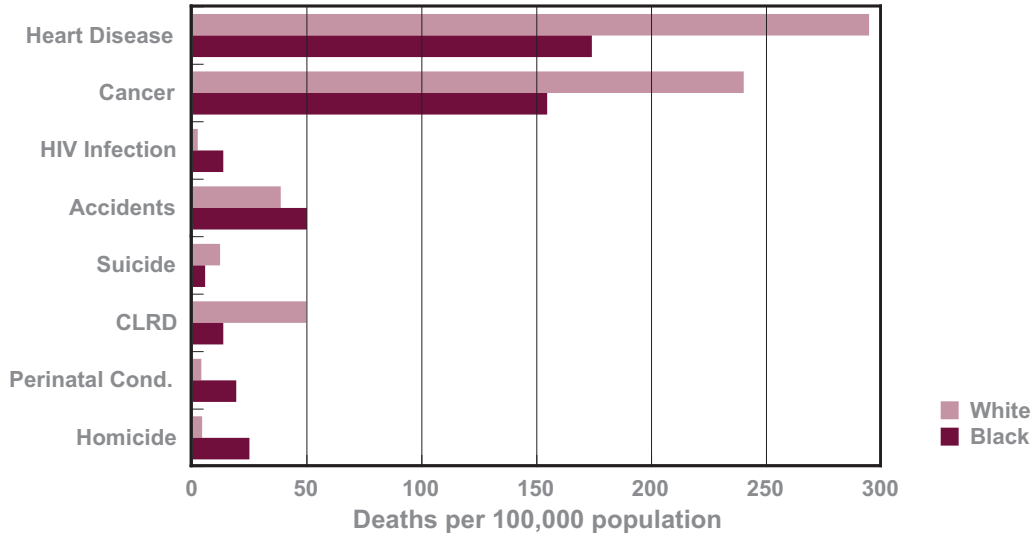
# Winnebago County Deaths 1990 & 2001

## WINNEBAGO COUNTY DEATHS BY LEADING CAUSES: 1991 AND 2001



# Winnebago County Death Rate 1998 - 2001

## WINNEBAGO COUNTY DEATH RATE BY RACE SELECTED CAUSES: 1999-2001

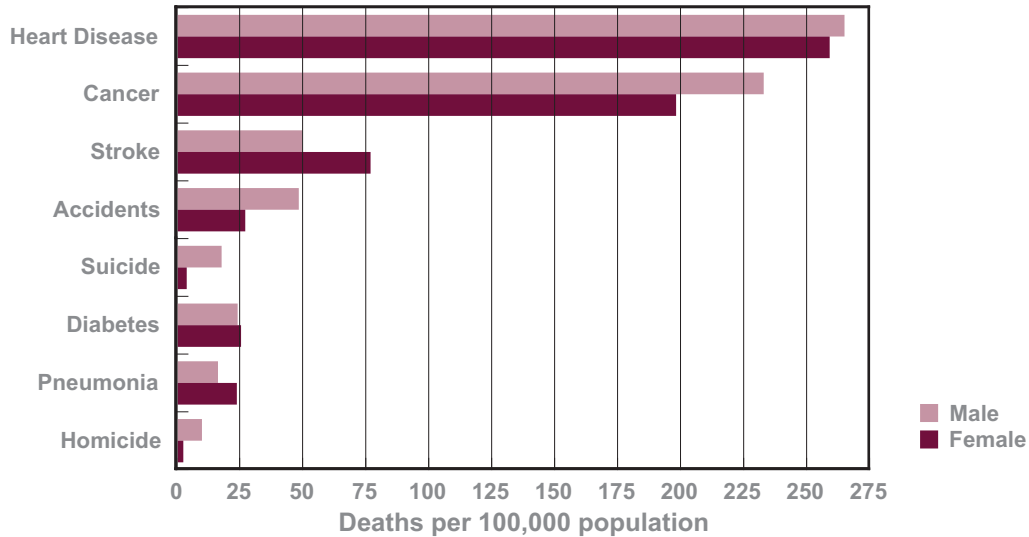


*Note: Age-adjusted rates would reverse this picture to show heart disease, cancer and accident death rates for blacks to be higher than whites by approximately 40%.*



# Winnebago County Death Rate 1998 - 2001

## WINNEBAGO COUNTY DEATH RATE BY GENDER SELECTED CAUSES: 1999-2001



*Personal & Community  
Health Services  
Offered Through The  
Winnebago County  
Health Department*

## *Clinical Services*

---

*Promotes childhood immunizations and women's health,  
including cancer screening.*

### **Women's Health**

Gynecological services for women. Breast and Cervical cancer screening.

Women's Health Clients: 11,189

Breast & Cervical Cancer Screening: 1,173

### **School-Based Clinic**

Comprehensive well-child visits for students attending Beyer, Kishwaukee and Rock River Elementary Schools. Provides immunizations and school physicals to any child in Winnebago County.

Patients: 1,181

Number of Immunizations: 1,142

School-Linked Mental Health Visits: 678

### **Immunizations for Children & Adults**

Immunizations for children up to 18 years old.

Pediatric Immunizations: 3,232

### **Crusader Primary Care Clinic at the Winnebago County Health Department**

Primary Family Care Clinic three days a week.

Number of People Served: 1,059

# *Disease Control*

---

*Provides investigation and actions to control communicable diseases.*

## **Sexually Transmitted Diseases:**

Confidential diagnosis and treatment of sexually transmitted diseases.

Total Visits: 4,689

## **AIDS Education, Counseling and Testing:**

Anonymous and confidential HIV counseling and testing, AIDS prevention education presentations.

Number of HIV Tests: 1,806

## **TB Care Program:**

A referral site for skin test positive and active TB Cases in Winnebago County.

Total Number of People Served: 2,886

## **Ryan White Programs:**

Case management and assistance for persons with HIV/AIDS, including housing, nutrition, and transportation.

Number of People Served: 350

## **Refugee Screening Program:**

Health screening, examination and referrals.

Number of People Screened: 105

## *Selected Reportable Diseases in Winnebago County*

### **2004 Numbers**

|                              |     |                           |     |
|------------------------------|-----|---------------------------|-----|
| AIDS                         | 21  | Hepatitis C (acute)       | 3   |
| AIDS (accumulated from 1985) | 478 | Hepatitis C (chronic)     | 201 |
| Bacterial Meningitis         | 1   | Herpes                    | 50  |
| Blastomycosis                | 3   | Histoplasmosis            | 2   |
| Campylobacter                | 32  | HIV                       | 12  |
| Cervicitis                   | 749 | Legionnaires Disease      | 1   |
| Chlamydia                    | 532 | Lyme Disease              | 7   |
| Cryptosporidium              | 11  | Non-gonococcal urethritis | 623 |
| E Coli 0157 H7               | 6   | Pertussis                 | 7   |
| Giardia                      | 20  | Salmonella                | 46  |
| Gonorrhea                    | 328 | Shigella                  | 8   |
| Group A Strep                | 29  | Syphilis                  | 12  |
| Hepatitis A                  | 3   | Tuberculosis              | 7   |
| Hepatitis B (acute)          | 9   | Viral Meningitis          | 50  |
| Hepatitis B (chronic)        | 34  |                           |     |

*Note: Each reported case requires follow-up interviews, where necessary case-contact follow-up, prophylactic treatment resulting in >4000 contacts.*

# *Health Support Services*

---

*Provides case management and support services to families and pregnant women in our community.*

## **Family Case Management**

Supportive services to pregnant women and infants up to the age of one. Services ensure that all families have access to and are receiving necessary community referrals. Family Case Management is offered at the following locations:

Division St., North Main Annex, Crusader Clinic, Millennium Center, South Beloit.

**Numbers Served:** 8,217 families

## **Women, Infants, Children (WIC Supplemental Feeding)**

Supplemental food program for pregnant women, infants and children up to five years of age.

**Total Case Load:** 8150

**Number of Service Contacts:** 15,003

## **Lead**

Screening, testing, education and follow-up.

**Numbers Served:** 811 lead tests performed.

## **Prevention Initiative**

Early childhood education for the Rockford School District #205 block grant. The grant includes funding for intensive case management services through preventative initiative.

**Numbers Served:** 26 families received services.

## **KidCare**

Enrollment in state health insurance program for children of eligible families.

**Numbers Served:** 425 applications were initiated for medical insurance coverage.

## **Social Work/Mental Health**

Support services for Health Department clients, including neighborhood environment, and community referrals.

**Numbers Served:** 538 total

## **HealthWorks**

Ensures necessary, quality health care services for foster children in the nine northwest counties of Illinois.

**Numbers Served:** 1,973 children received services.

## **Teen Parent Services**

Fully integrated with Family Case Management, to provide teen parents with more intensive case management services that focus on educational achievement.

**Numbers Served:** 144 (unduplicated) clients received services.

## **Teen Pregnancy Prevention Grant**

Services to provide primary and secondary pregnancy prevention to local teens.

**Numbers Served:** 2,040 teens

## **Targeted Intensive Case Management**

Provides intensive support and case management to women at high risk of delivering a low birth-weight infant.

**Numbers Served:** Clients delivered 92 infants and 78 (84%) weighed more than 5.5 lbs.

## **Genetics**

Education and service referral for the families of children diagnosed as having birth defects and genetic disorders.

**Numbers Served:** 3,215 clients received genetics' screening.

## **High-Risk Nursing**

93% of all APORS referrals received follow-up, face-to-face services from Medical Case Manager.

**Numbers Served:** 175 maternal high-risk referrals were processed; 427 HRI/APORS infants were served.

# Community Health Promotion

---

*Provides prevention and screening programs to improve the health of those in our community.*

## **Health Promotion:**

Promotes health and wellness within our community through awareness, education, screenings and adult immunizations.

**Number of Screening/Immunizations:** 22,727

## **Oral Health:**

Seeks to reduce the incidence of oral disease through education, referrals and preventive dental treatment in schools.

**Number of people served:** 3,003

School-based preventative dental treatment includes exams, cleanings, fluoride treatments and dental sealants on income eligible children.

**Number of Sealants:** 9,588

## **Audio-Visual Screening:**

Provides vision and hearing screenings to all children in preschools, daycare centers and private and parochial schools. Services detect vision/hearing problems that otherwise might go undetected.

**Number of Vision Screenings:** 12,309

**Number of Hearing Screenings:** 12,004

## **Nurse Consultant:**

Provides education on all health and safety issues to childcare providers, families and children in child care settings. Links families with children in child care settings to appropriate community resources.

**Number of Technical Assists:** 103



### **Teens Against Tobacco Use (TATU):**

Focuses on increasing youth awareness about the dangers of any form of tobacco use.

Number of TATU Students Served: 857

### **Not on Tobacco (NOT):**

Provides teens the opportunity to participate in a school-based, voluntary cessation support program. The programs are designed to help high school students to stop smoking, reduce the number of cigarettes smoked, increase healthy lifestyle behaviors and improve life management skills. A positive behavior change approach that teaches the participant how to become a non-smoker.

Number of Students Served: 145

### **Alcohol and Other Drug (AOD) Comprehensive Prevention:**

Programs are implemented to increase community awareness of preventing youth from using alcohol and other drugs, thus preventing future health issues. The strategies used are best practice AOD programs for identified at-risk youth who otherwise lack positive role models and lack the value of education.

Number of People Served: 2,849

Number of Materials Distributed:

### **Black Male Health:**

This program provides educational information to black males regarding lifestyle changes in order to reduce health risks. Black males rank last in life expectancy and experience elevated morbidity and mortality.

Number of People Served: 5,004

### **Violence Prevention Collaborative:**

Over 160 formal and informal members from Boone and Winnebago Counties focus on five issues: child abuse, youth violence, partner abuse, elder abuse and community violence. Strategies used to prevent violence and public awareness campaigns; identify coalitions and networks that provide education on youth and family violence; promoting best practices and policies; determine needs and future solutions from accurate reporting of the five focus area statistics.

Number of People Served: 4,111

Number of Materials Distributed: 4,679

### **International Travel Consultations:**

Education and immunizations for those going to foreign countries.

Number of Immunizations: 2,174

# *Environmental Health*

*Inspects, investigates and monitors issues regarding water, food, lead safety and nuisance control.*

## **Neighborhood Environmental:**

Regulation of hotels and motels, pest control and nuisance resolution. Compliance with minimum housing health codes, lead paint inspections and education on home health hazards.

**Number of Inspections:** 17,072

## **Laboratory:**

Laboratory testing for Health Department Divisions, municipalities and the general public. Major testing includes water and pollen counts.

**Number of Environmental Tests:** 18,833

**Number of RPR (STD tests):** 4,158

## **Pollution Control:**

Issues and inspects septic systems, tests water wells and monitors air, groundwater and land quality. Periodically evaluates and updates septic codes as needed. Participates with IDPH, IEPA and USEPA on environmental quality and compliance issues.

**Number of Tests:** 2,103

## **Public Facilities Sanitation:**

Plans review, inspection and regulation of food establishments, tanning facilities and public pools. Sanitarians perform routine food establishment inspections as well as investigate complaints about incidents of possible food borne illnesses.

**Number of Inspections:** 2,115

## **West Nile Virus (WNV):**

West Nile Virus was reported in Winnebago County in May. An active surveillance and community education effort was continued throughout the summer. Through the efforts of the department staff and community cooperation, the county had no confirmed cases of West Nile Virus.

**Number of Community Contacts:** Seven Gravid traps were placed throughout Winnebago County. Approximately 100 homes were canvassed and 5,000 pieces of literature were distributed on mosquito-abatement prevention. 500 calls were received from the general public with questions regarding WNV. 200 dead crow reports were taken.

# Operations

---

*Provides vital records administration and supportive services including, Finance, Information Technology, Facility Management and Supportive Services to the Department.*

## Vital Statistics

### **Certificates:**

Birth and Death Certificates and burial permits for Winnebago County residents. Official Vital Records registrar for Winnebago County.

**Number of Birth Certificates Issued: 4,950**

**Number of Death Certificates Issued: 2,766**

### **Satellite Services:**

Hosting of educational/informational Satellite Seminars.

**Number of Satellite Downlinks Provided: 73**

### **HIPAA:**

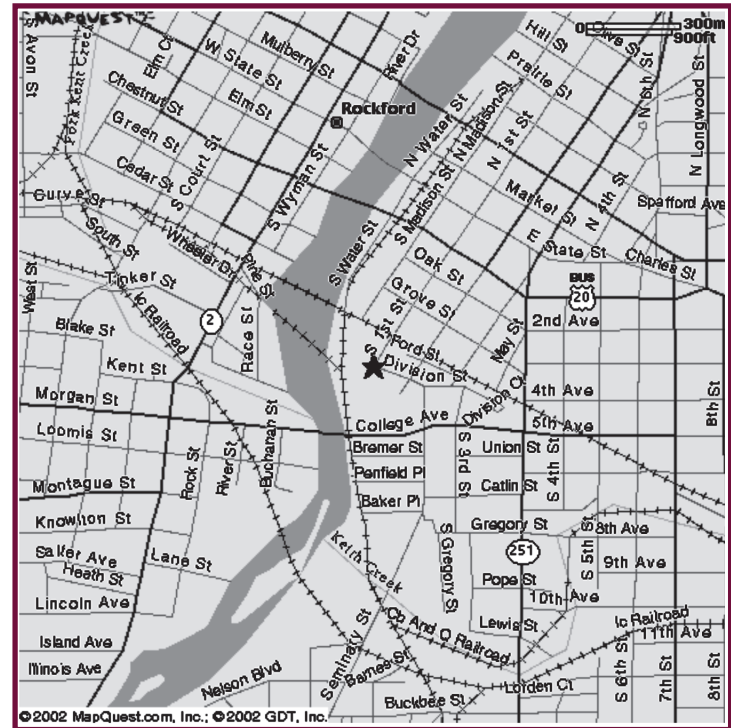
HIPAA compliance and administration are coordinated for the department.

# 2004 Winnebago County Health Department Highlights

## 2004 Winnebago County Health Department Highlights

- In partnership with other City and County frontline responder organizations and with the adjoining counties of Boone and Ogle, we have developed a bioterrorism response plan that has been added as an annex to both the City and County emergency response plans. In the process, this community has developed one of only a few syndromic surveillance systems connected with each of our local healthcare systems for the purpose of early detection of unusual occurrences (clusters) of illnesses. This is the only operating real-time system of its kind in Illinois. In May of 2004, this Department became **one of only eleven local health departments in the nation to be certified** as fully meeting national criteria for bioterrorism preparedness.
- This Department is part of the Northern Illinois Public Health Consortium, consisting of the State's larger local health departments, which is currently working to obtain one of the first **regional bioterrorism preparedness certifications** in the Country through a similar process. This should lead to even greater levels of integration of our all important response capacity to bioagent related events.
- In 2004 the Winnebago County Health Department celebrated its 150th Anniversary of Public Health Practice in the community. The original Board of Health was established by the City of Rockford in 1854. This was before the State of Illinois and the City of Chicago had Boards of Health and actually was one of the very first Boards to be formed in the State. In our sesquicentennial celebration, the Department recognized its vital community partners in its mission to protect and improve the health of the community, with framed timelines of public health milestones achieved together over the course of that 150 years.
- The Department has launched a new website that contains an increasing amount of useful public health information and currently allows for online applications for job openings at the Department and recently the ability to apply for soil borings, loan applications, septic and well permits on line. This is being coordinated in partnership with the Winnebago County Regional Planning and Economic Development Department.
- This community and our country over the past influenza season faced serious influenza vaccine shortages. Community health colleagues, including the University and each of the three health systems as well as Crusader Clinic, came together with the Department to optimize the focus of the limited vaccine supply to those who needed it most. This resulted in coverage of high risk groups better than has been achieved in prior years where there were greater levels of vaccine availability.
- The Department has partnered with the Rockford Health Council Needs Assessment and Strategic Planning Committee to support the Minority Health Advisory Committee with the conduct of the community's first comprehensive minority health needs survey. The data from the exceptional response is now being translated into priority health concerns and ultimately a plan to address the most significant health related concerns. This initiative should serve as a foundation for more efficiently focusing on those elements most vital to reducing and ultimately eliminating health disparities in our community. The goal here is to be a model for our State and our nation in this initiative that face similar challenges.
- The Department has been a partner with the Rockford Health Council in developing and supporting what has been termed a "three-share health benefits plan for small employers" in the Winnebago County area. The foundation for this plan is through a subsidized premium with the employee paying one-third, the employer one-third and an additional third from a community subsidy. The Board of Health has pledged to work with the Health Council in identifying funding mechanisms that could federally match local public health expenditures focused on serving the medically indigent, back to the community to serve as the community's third share. Such creative initiatives will allow expansion of health coverage to residents who would otherwise remain uncovered and whose care would for the most part be uncompensated.

# Winnebago County Health Department Map



(See next page for other locations.)

# *Winnebago County Health Department Locations*

---

## **Winnebago County Health Department**

401 Division Street  
Rockford, IL 61104  
(815) 720-4000

### *Other Service Locations:*

#### **Blackhawk Park School-Linked Clinic**

330 15th Avenue  
Rockford, IL 61104  
(815) 972-7200

#### **Health Support/Immunizations Women's Health/W.I.C.**

North Main Annex  
2909 North Main Street  
Rockford, IL 61103  
(815) 282-6667

#### **Health Support/Health Education/ Breast & Cervical Cancer**

Millennium Center  
220 Madison Street  
Rockford, IL 61104  
(815) 720-4000

#### **Maternal & Child Services**

Sandcastle Clinic  
201 S. Eighth Street  
South Beloit, IL 61080  
(815) 389-4167

## Let Us Help You...

*This Winnebago County Health Department Services Directory has been developed to help you identify and utilize the various programs offered. Additional information on our services may be obtained by calling 720-4000 or any of the following direct lines.*

|                            |          |                                    |          |
|----------------------------|----------|------------------------------------|----------|
| Administration             | 720-4200 | Human Resources                    | 720-4212 |
| AIDS Testing               | 720-4050 | Immunizations (Children)           | 720-4150 |
| Breast/Cervical Cancer     | 972-7250 | Kid Care Applications              | 720-4323 |
| Clinical Services          | 720-4150 | Operations                         | 720-4044 |
| Community Health Promotion | 720-4250 | Public Relations                   | 720-4213 |
| Disease Control            | 720-4050 | Tuberculosis Clinic                | 720-4091 |
| Dental Information         | 720-4275 | Vision & Hearing Screening         | 720-4266 |
| Environmental Health       | 720-4101 | Vital Records                      | 720-4020 |
| Epidemiology               | 720-4215 | Women's Health                     | 282-6667 |
| Flu Clinics                | 720-4274 | W.I.C. (Women, Infants & Children) | 720-4369 |
| General Information        | 720-4000 |                                    |          |
| Health Support Services    | 720-4300 |                                    |          |

**Hours of Operation** - Winnebago County Health Department is open Monday through Friday from 8:00 am – 5:00 pm, except holidays. Some clinics have extended hours. Call individual programs for appointment or schedule.