



Weekly Influenza Surveillance Report CDC Week 13 March 25th– March 31st, 2012

In Brief:

Mortality

Confirmed deaths from Pneumonia/Influenza Week 13: **4**

Percent of deaths due to Pneumonia/Influenza Week 13: **9.5%**

Influenza-Like Illness Surveillance

Sentinel Site ILI rate -Week 13 ending March 31st: **0.6%**

Pneumonia Hospital Admissions

Week 13 Ending March 31st: **22**

Previous Week 12 Ending March 24th: **31**

Note: Numbers include 2 hospitals and are one week behind due to reporting methods.

School Attendance Week 13 Ending March 31st: **99.9 %**

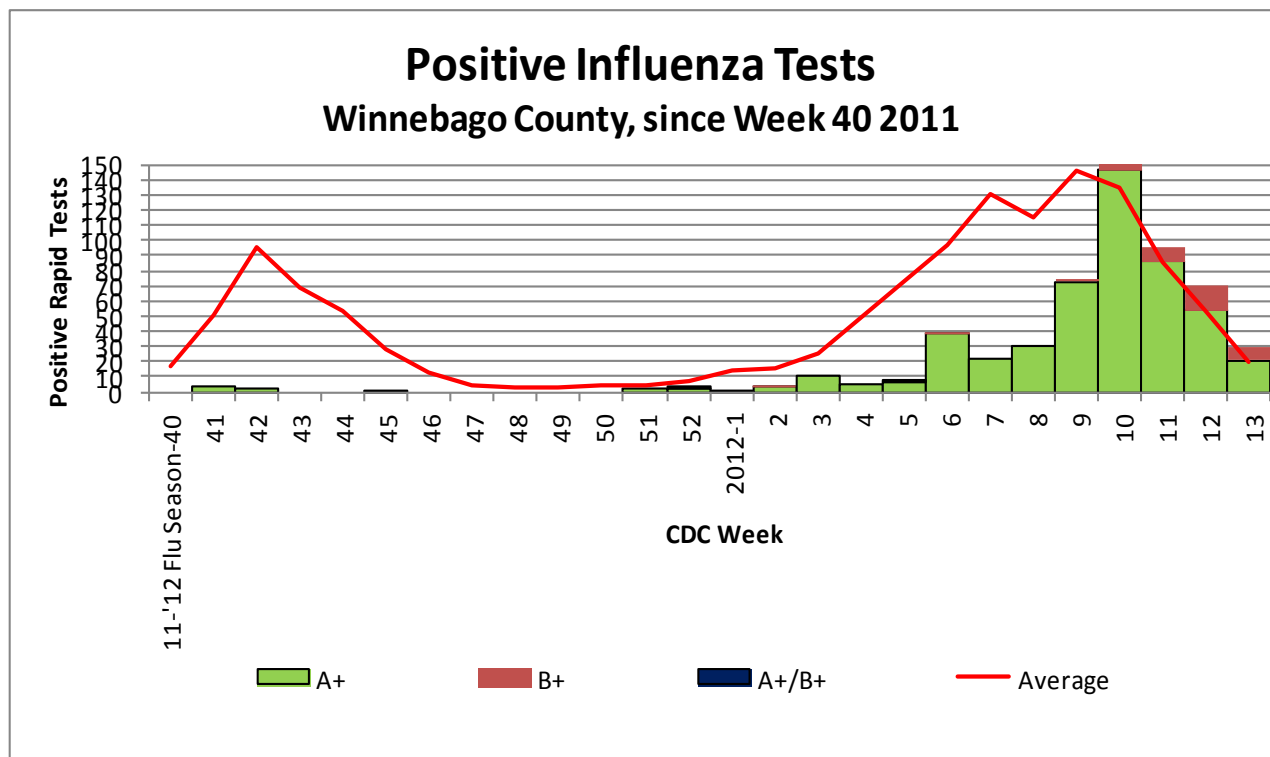


Figure 1 displays the current number of rapid flu cases reported to our department and broken down by influenza sub-typing compared to a 4-year historical average (the red line). 555 total positive rapid flu cases have been reported for the 2011-12 flu season. 30 cases of influenza have been reported for week 13.

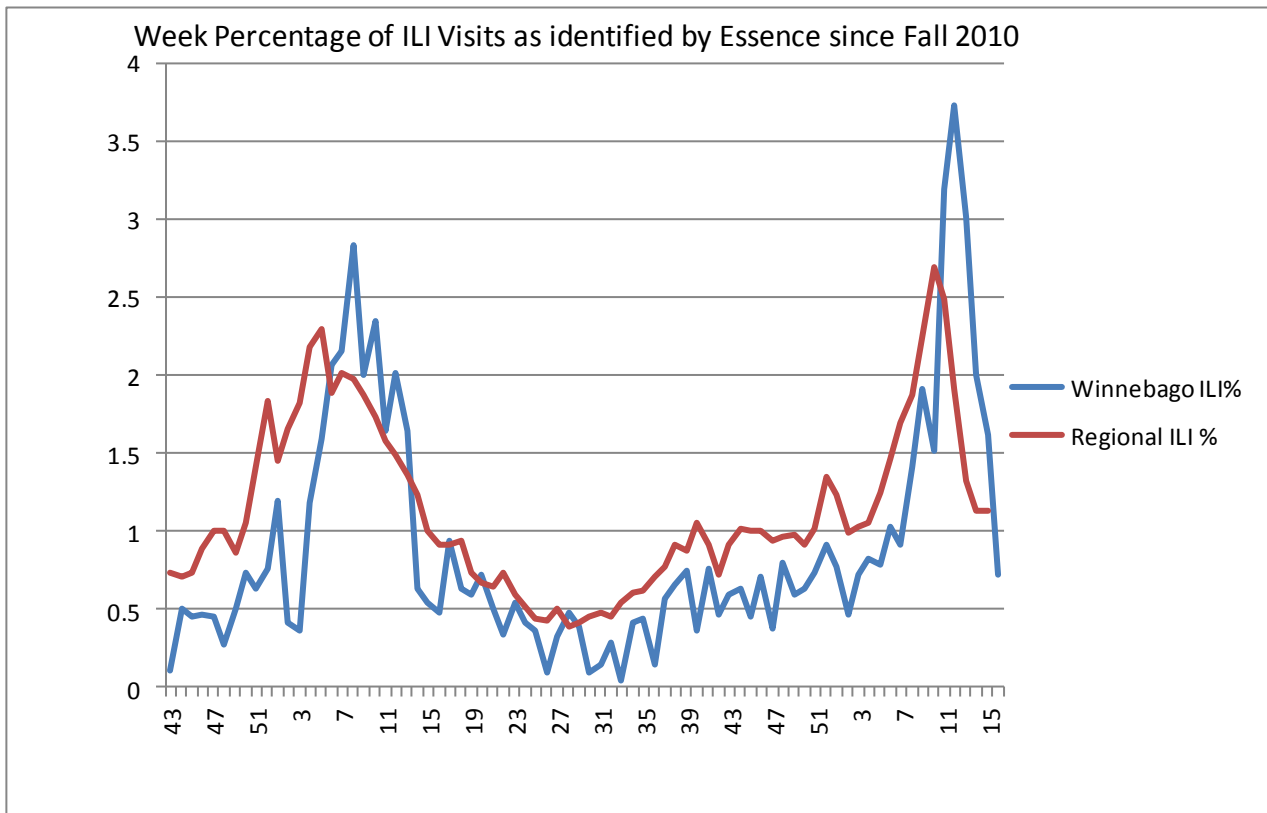


Figure 2 displays the weekly percentage of Influenza-Like Illness (ILI) as identified by the Essence Syndromic Surveillance System. The blue line shows the percentage of ILI Emergency Department visits in Winnebago County from our two participating hospitals and the red line shows the regional ILI percentage for counties participating in Essence. For CDC Week 13, Winnebago County reported an ILI percent of **2.01**, higher than the regional ILI percent of **1.32**. This graph displays the most current Essence data, which is through CDC Week 15. ILI for CDC Week 15 for Winnebago County is **.72%**, compared with regional ILI at **1.13%**.

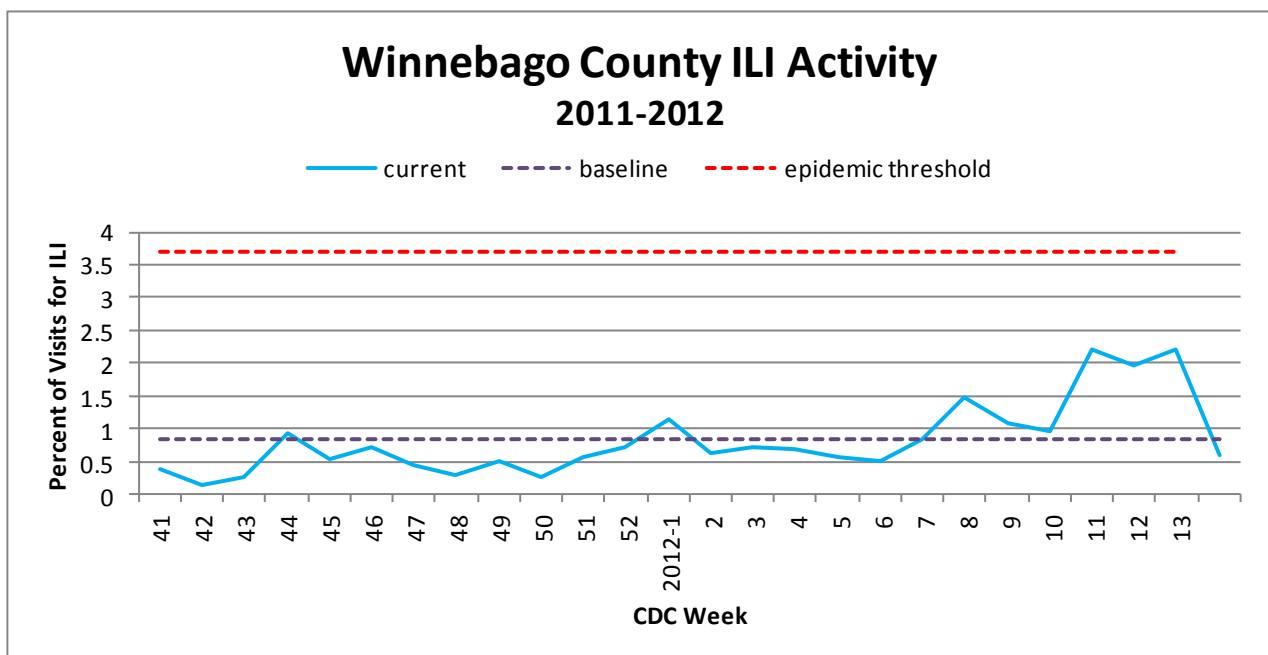


Figure 3 is the representation of visits from our sentinel sites not participating in Essence for ILI. ILI activity among the three sites for CDC Week 13 was: **0.60%**.

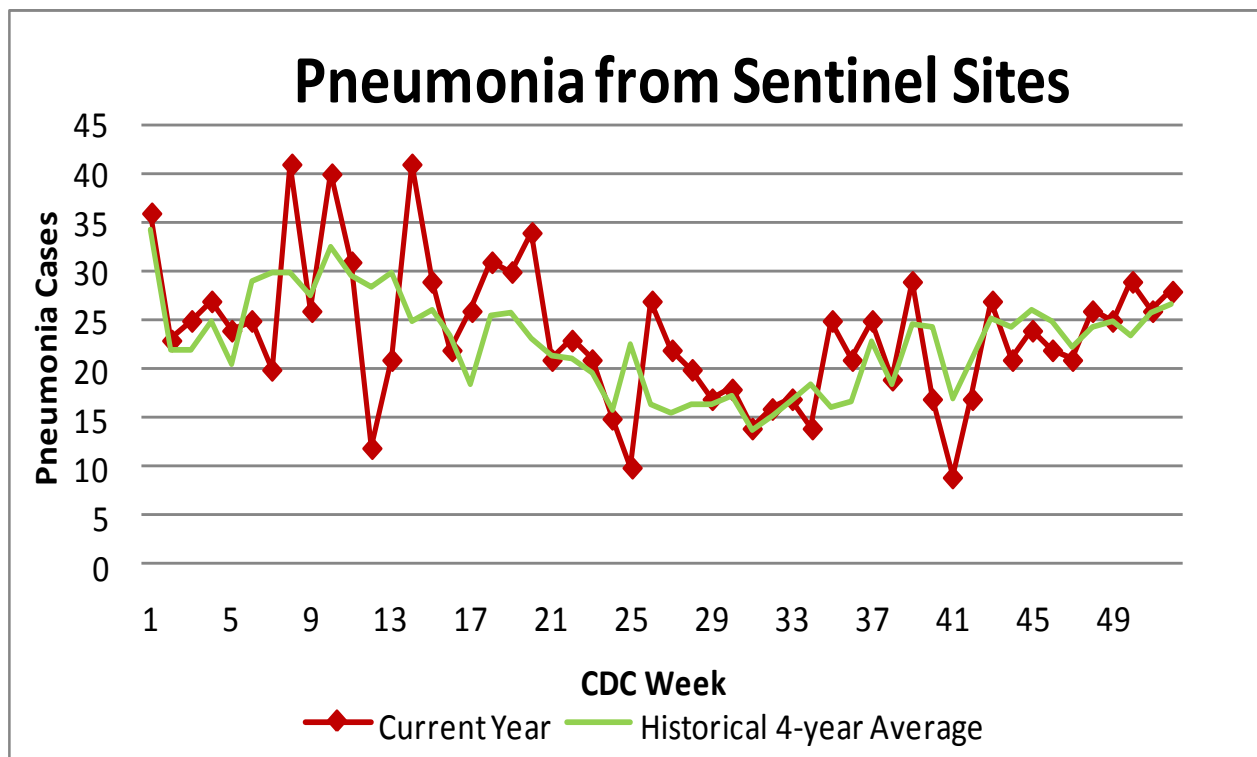


Figure 4 compares the current number of pneumonia hospital admissions (red line) against the 4-year historical average (the green line). For CDC Week 13, we have 22 total hospital admittances reported. Note that all data are preliminary and numbers for weeks 11, 12, and 13 are still arriving.

Outside the County:

Regional INFLUENZA ACTIVITY (as of Week 13)

During week 13, the following influenza activity was

- Widespread influenza activity was reported by 10 states (Alaska, Arizona, California, Colorado, Kentucky, Nevada, New York, North Dakota, Washington, and Wyoming).
- Regional influenza activity was reported by 19 states (Arkansas, Connecticut, Idaho, Illinois, Indiana, Iowa, Kansas, Michigan, Minnesota, Montana, Nebraska, New Jersey, Ohio, Oregon, Rhode Island, South Dakota, Tennessee, Utah, and Vermont).
- Local influenza activity was reported by 13 states (Alabama, Georgia, Louisiana, Massachusetts, Missouri, New Hampshire, New Mexico, Oklahoma, Pennsylvania, South Carolina, Texas, Virginia, and Wisconsin).
- Sporadic influenza activity was reported by the District of Columbia, Guam, Puerto Rico and 8 states (Delaware, Florida, Hawaii, Maine, Maryland, Mississippi, North Carolina, and West Virginia).
- The U.S. Virgin Islands reported no influenza activity.



Questions/Comments?

Health Promotion and Protection
 Winnebago County
 Health Department
 PO Box 4009
 401 Division Street
 Rockford, IL 61110-0509
 815-720-4050



Public Health
 Prevent. Promote. Protect.

ILI Activity Level (Influenza like Illnesses reported Week 13)
 Illinois is **LOW** on the scale