



Weekly Influenza Surveillance Report CDC Week 15 April 8th– April 14th, 2012

In Brief:

Mortality

Confirmed deaths from Pneumonia/Influenza Week 15: **4**

Percent of deaths due to Pneumonia/Influenza Week 15: **7.5%**

Influenza-Like Illness Surveillance

Sentinel Site ILI rate -Week 15 ending April 14th: **.10%**

Pneumonia Hospital Admissions

Week 15 Ending April 14th: **11**

Previous Week 14 Ending April 7th: **26**

Note: Numbers include 2 hospitals and are one week behind due to reporting methods.

School Attendance Week 15 Ending April 14th: **0%** (due to Spring Break)

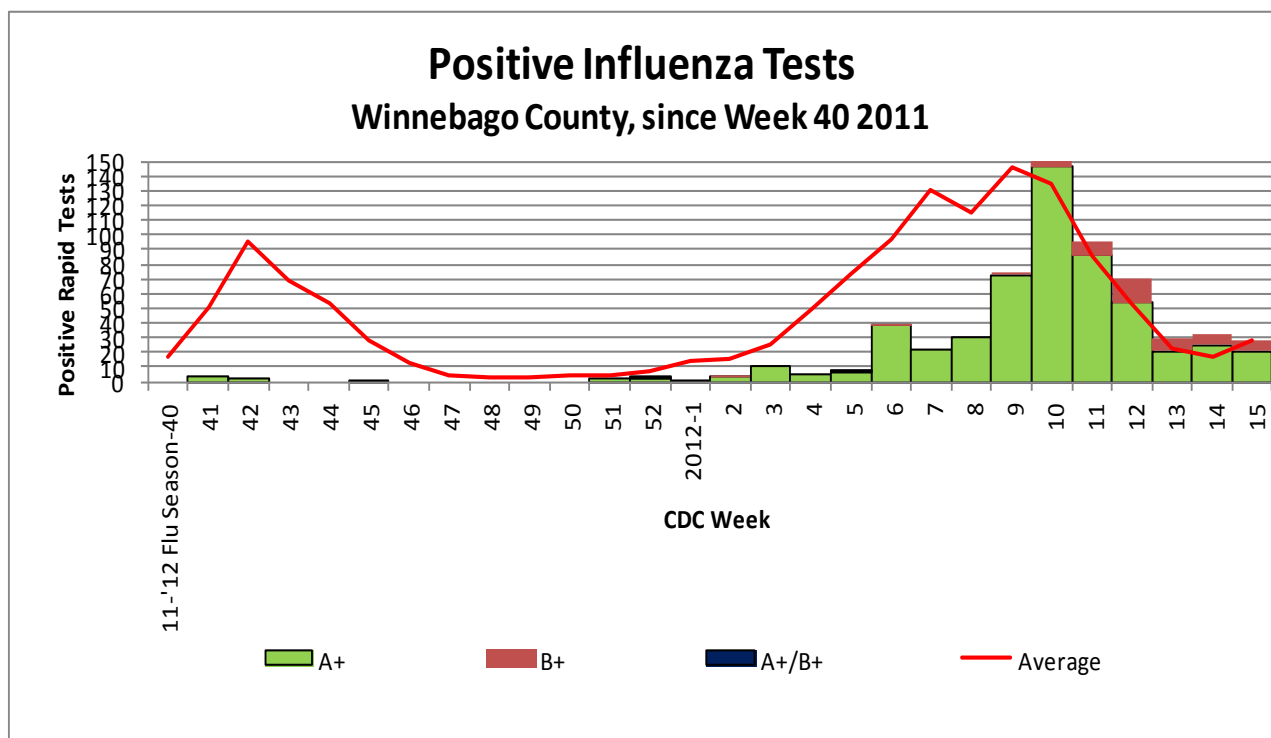


Figure 1 displays the current number of rapid flu cases reported to our department and broken down by influenza sub-typing compared to a 4-year historical average (the red line). 616 total positive rapid flu cases have been reported for the 2011-12 flu season. 28 cases of influenza have been reported for week 15.

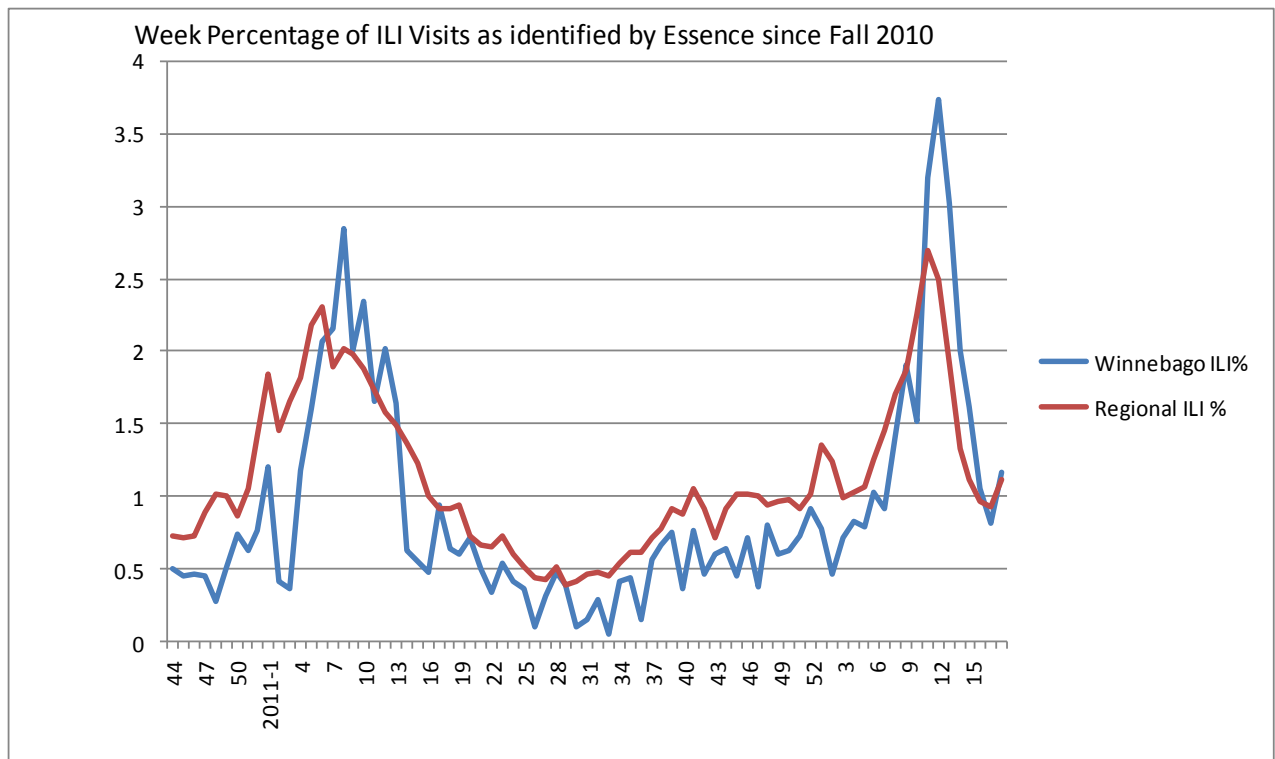


Figure 2 displays the weekly percentage of Influenza-Like Illness (ILI) as identified by the Essence Syndromic Surveillance System. The blue line shows the percentage of ILI Emergency Department visits in Winnebago County from our two participating hospitals and the red line shows the regional ILI percentage for counties participating in Essence. For CDC Week 15, Winnebago County reported an ILI percent of **1.05**, higher than the regional ILI percent of **.97**. This graph displays the most current Essence data, which is through CDC Week 17. ILI for CDC Week 17 for Winnebago County is **1.17%**, compared with regional ILI at **1.11%**.

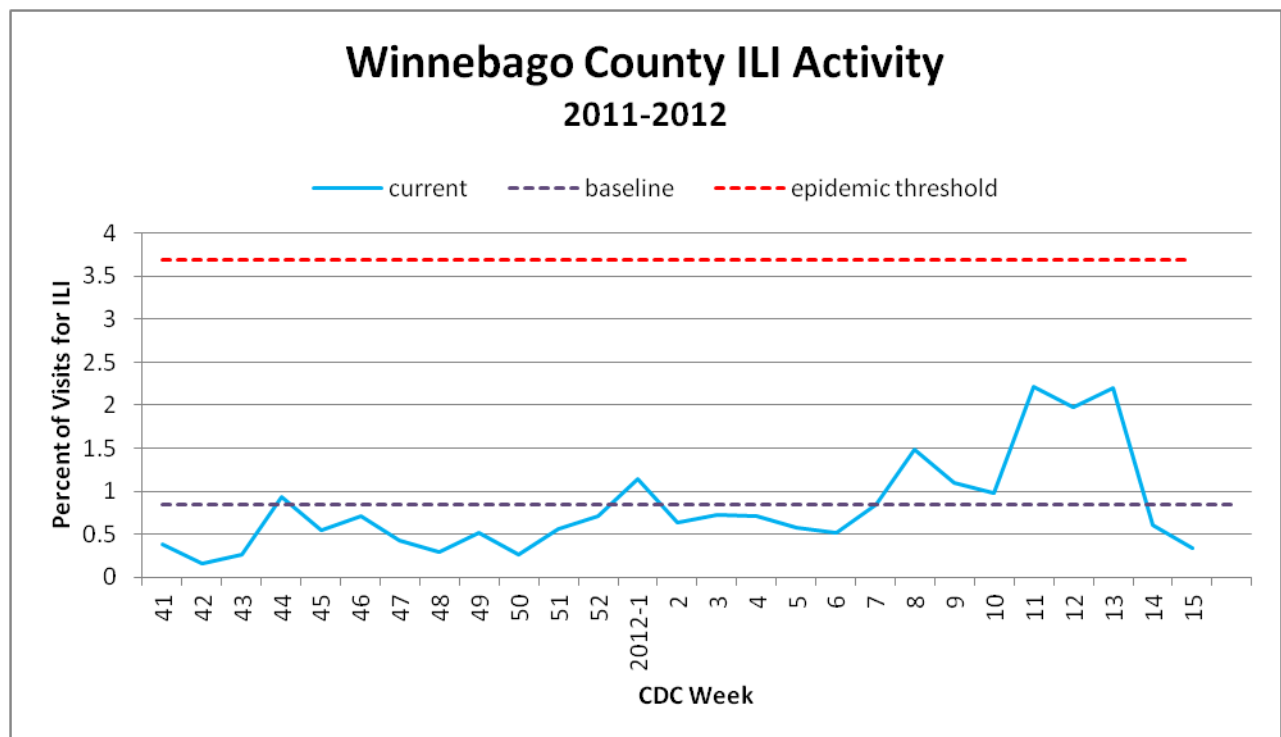


Figure 3 is the representation of visits from our sentinel sites not participating in Essence for ILI. ILI activity among the three sites for CDC Week 15 was: **0.10%**.

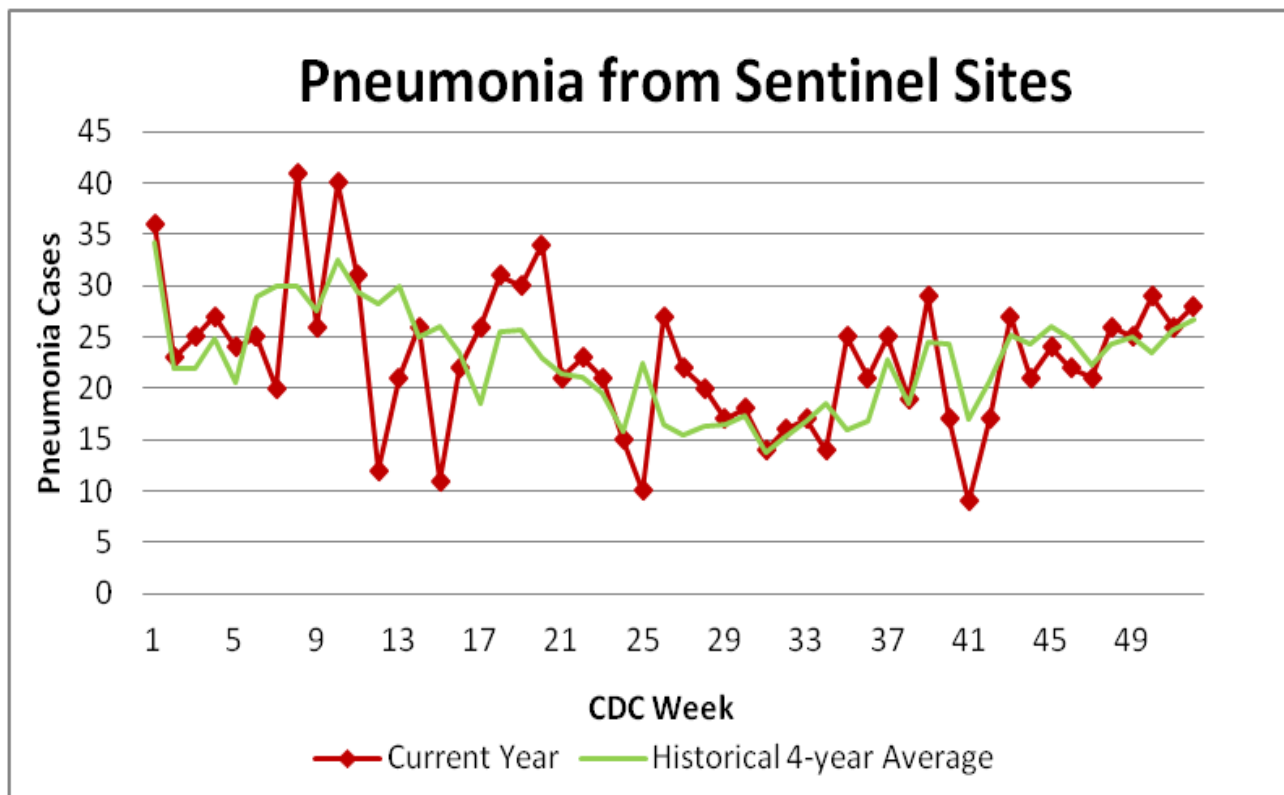


Figure 4 compares the current number of pneumonia hospital admissions (red line) against the 4-year historical average (the green line). For CDC Week 15, we have 11 total hospital admittances reported. Note that all data are preliminary and numbers for weeks 13, 14, and 15 are still arriving.

Outside the County:

Regional INFLUENZA ACTIVITY (as of Week 15)

During week 15, the following influenza activity was

- Widespread influenza activity was reported by 6 states (Alaska, Colorado, Montana, New York, Oregon, and Vermont).
- Regional influenza activity was reported by 9 states (Arizona, California, Connecticut, Kentucky, Maine, Nevada, New Jersey, Rhode Island, and Washington).
- Local influenza activity was reported by 17 states (Alabama, Iowa, Louisiana, Massachusetts, Michigan, Minnesota, Missouri, New Mexico, North Dakota, Ohio, Pennsylvania, South Dakota, Texas, Utah, Virginia, Wisconsin, and Wyoming).
- Sporadic influenza activity was reported by the District of Columbia and 18 states (Arkansas, Delaware, Florida, Georgia, Hawaii, Illinois, Idaho, Indiana, Kansas, Maryland, Mississippi, Nebraska, New Hampshire, North Carolina, Oklahoma, South Carolina, Tennessee, and West Virginia).
- Guam and the U.S. Virgin Islands reported no influenza activity.
- Puerto Rico did not report.



Questions/Comments?

Health Promotion and Protection
Winnebago County
Health Department
PO Box 4009
401 Division Street
Rockford, IL 61110-0509
815-720-4050



Public Health
Prevent. Promote. Protect.

ILI Activity Level (Influenza like Illnesses reported Week 15)

Illinois is **MINIMAL** on the scale