



Winnebago County Health Department



Weekly Influenza Surveillance Report CDC Week 16 April 15th– April 21st, 2012

In Brief:

Mortality

Confirmed deaths from Pneumonia/Influenza Week 16: **6**

Percent of deaths due to Pneumonia/Influenza Week 16: **8.9%**

Influenza-Like Illness Surveillance

Sentinel Site ILI rate -Week 16 ending April 21st: **.10%**

Pneumonia Hospital Admissions

Week 16 Ending April 21st: **19**

Previous Week 15 Ending April 14th: **18**

Note: Numbers include 2 hospitals and are one week behind due to reporting methods.

School Attendance Week 16 Ending April 21st: **99.9%**

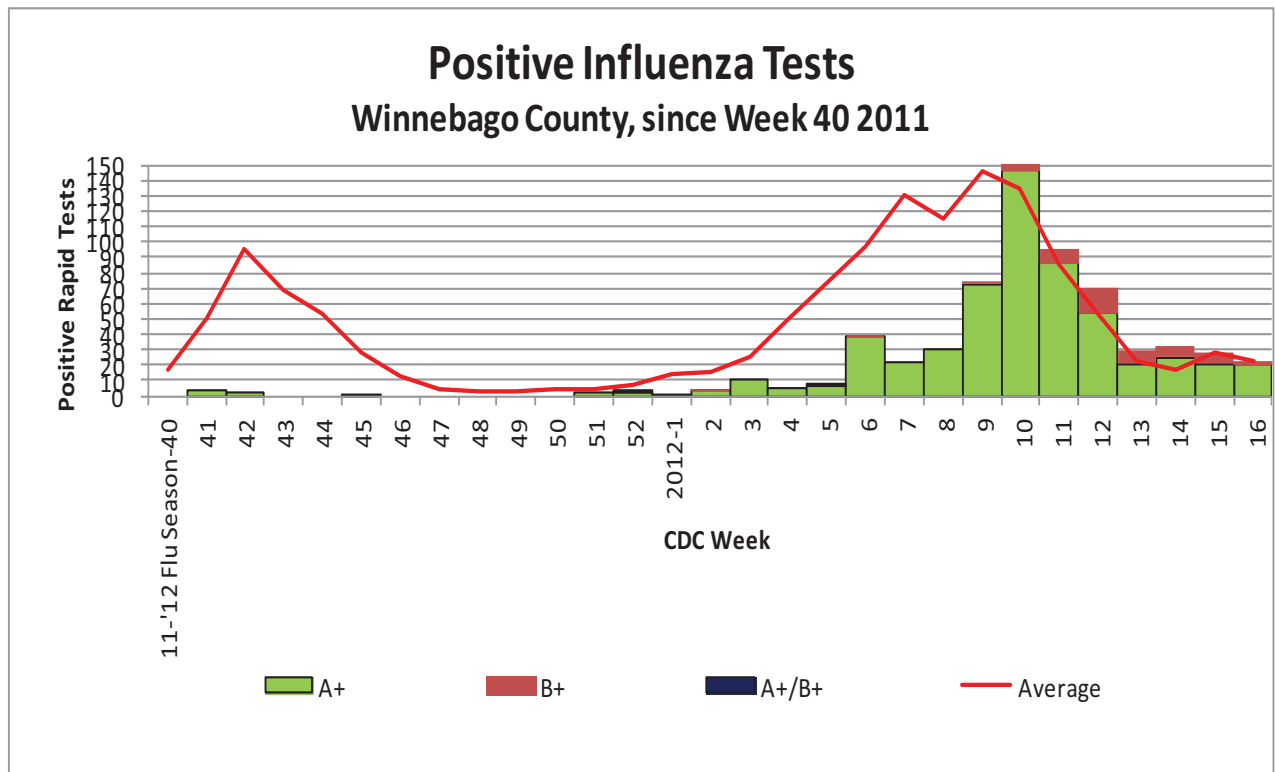


Figure 1 displays the current number of rapid flu cases reported to our department and broken down by influenza sub-typing compared to a 4-year historical average (the red line). 639 total positive rapid flu cases have been reported for the 2011-12 flu season. 23 cases of influenza have been reported for week 16.

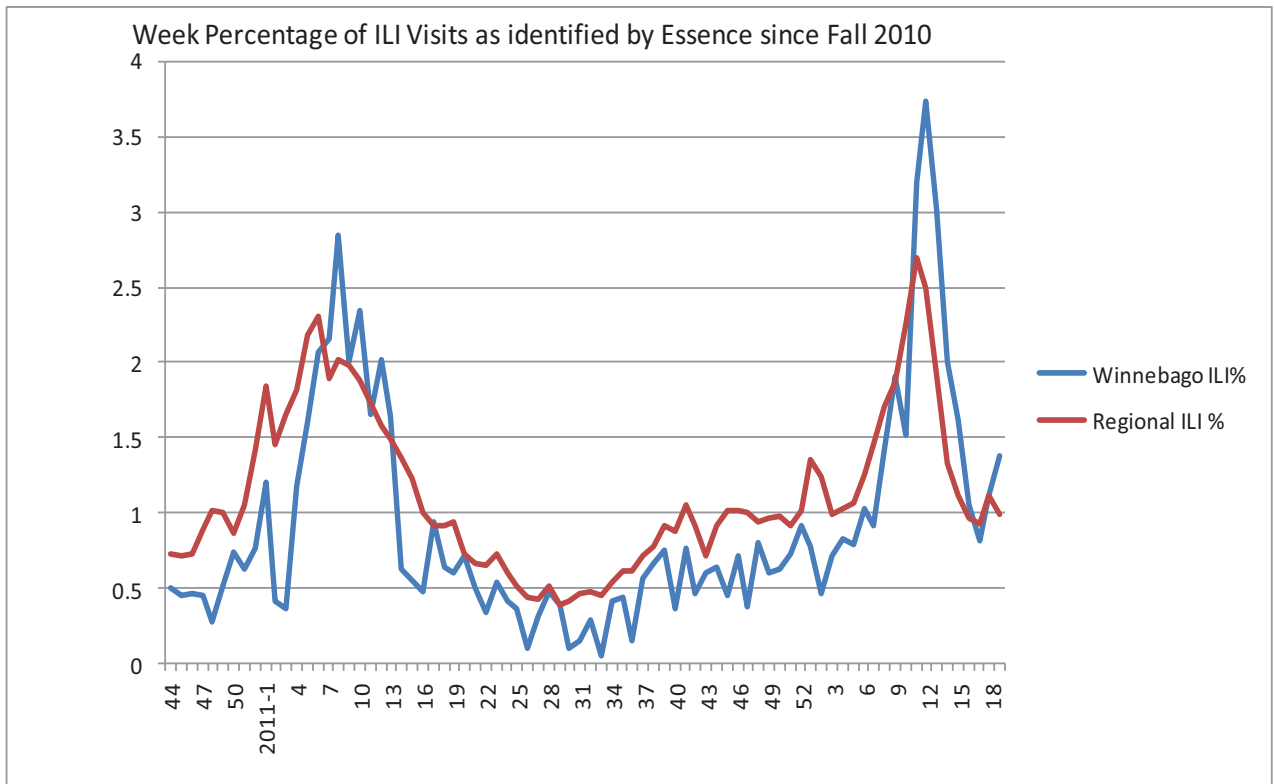


Figure 2 displays the weekly percentage of Influenza-Like Illness (ILI) as identified by the Essence Syndromic Surveillance System. The blue line shows the percentage of ILI Emergency Department visits in Winnebago County from our two participating hospitals and the red line shows the regional ILI percentage for counties participating in Essence. For CDC Week 16, Winnebago County reported an ILI percent of **.82**, lower than the regional ILI percent of **.93**. This graph displays the most current Essence data, which is through CDC Week 18. ILI for CDC Week 18 for Winnebago County is **1.38%**, compared with regional ILI at **.99%**.

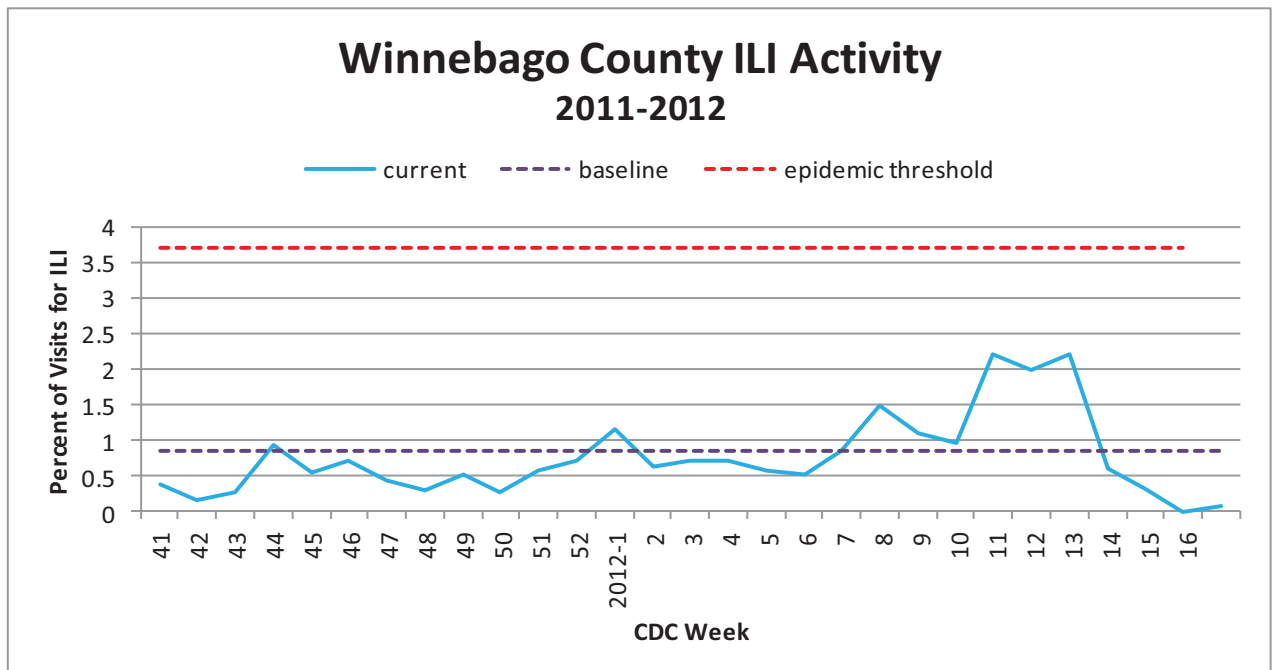


Figure 3 is the representation of visits from our sentinel sites not participating in Essence for ILI. ILI activity among the three sites for CDC Week 15 was: **0.10%**.

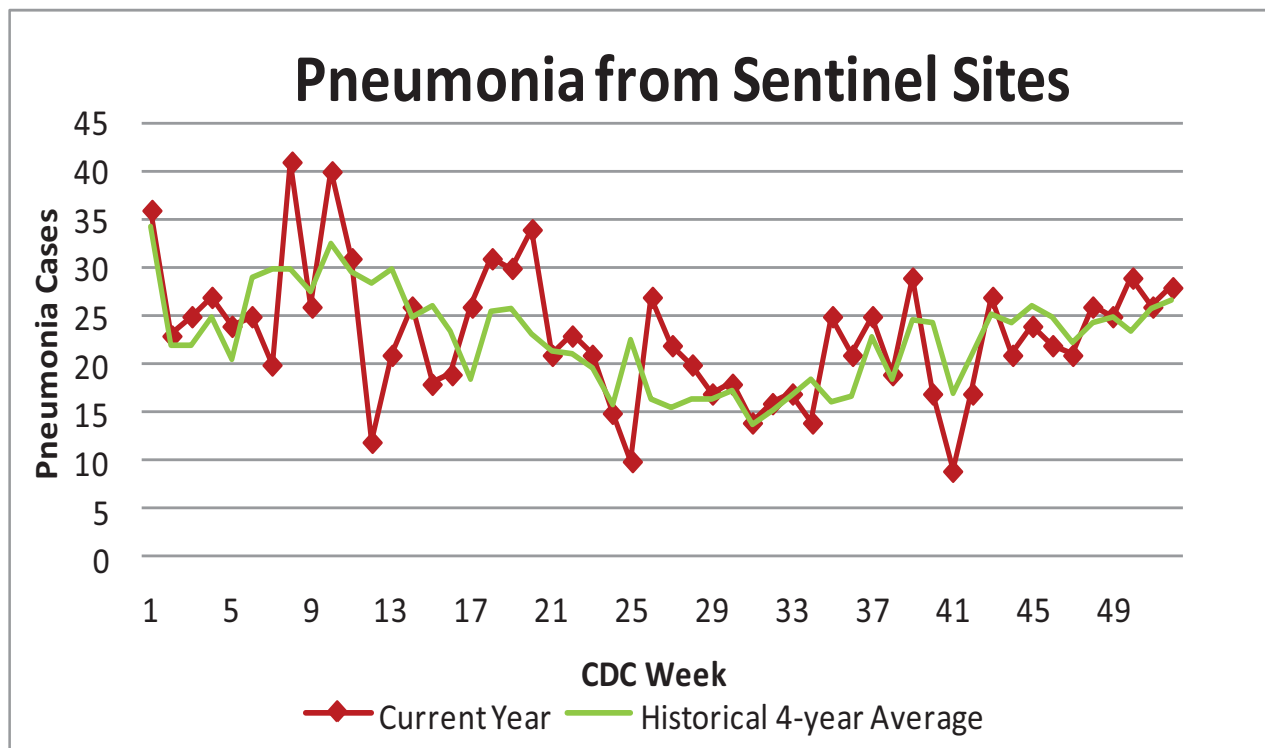


Figure 4 compares the current number of pneumonia hospital admissions (red line) against the 4-year historical average (the green line). For CDC Week 16, we have 19 total hospital admittances reported. Note that all data are preliminary and numbers for weeks 14, 15, and 16 are still arriving.

Outside the County:

Regional INFLUENZA ACTIVITY (as of Week 16)

During week 16, the following influenza activity was

- Widespread influenza activity was reported by 4 states (Alaska, California, Montana, and New York).
- Regional influenza activity was reported by 10 states (Arizona, Connecticut, Kentucky, Maine, Massachusetts, Nevada, New Jersey, Rhode Island, Vermont, and Washington).
- Local influenza activity was reported by 14 states (Alabama, Colorado, Iowa, Louisiana, Michigan, Minnesota, New Hampshire, North Dakota, Ohio, Oregon, Utah, Virginia, Wisconsin, and Wyoming).
- Sporadic influenza activity was reported by the District of Columbia and 21 states (Arkansas, Delaware, Florida, Georgia, Hawaii, Illinois, Idaho, Indiana, Kansas, Maryland, Missouri, Nebraska, New Mexico, North Carolina, Oklahoma, Pennsylvania, South Carolina, South Dakota, Tennessee, Texas, and West Virginia).
- Guam and the U.S. Virgin Islands and one state (Mississippi) reported no influenza activity.
- Puerto Rico did not report.



Questions/Comments?

Health Promotion and Protection
Winnebago County
Health Department
PO Box 4009
401 Division Street
Rockford, IL 61110-0509
815-720-4050



Public Health
Prevent. Promote. Protect.

ILI Activity Level (Influenza like Illnesses reported Week 16)

Illinois is **MINIMAL** on the scale