



Weekly Influenza Surveillance Report CDC Week 18 April 29th-May 5th, 2012

In Brief:

Mortality

Confirmed deaths from Pneumonia/Influenza Week 18: **5**

Percent of deaths due to Pneumonia/Influenza Week 18: **10%**

Influenza-Like Illness Surveillance

Sentinel Site ILI rate -Week 18 ending May 5th: **1.06%**

Pneumonia Hospital Admissions

Week 18 Ending May : **9**

Previous Week 17 Ending April 28th: **20**

Note: Numbers for Week 18 include 2 hospitals and are one week behind due to reporting methods.

School Attendance Week 18 Ending May 5th: **99.9%**

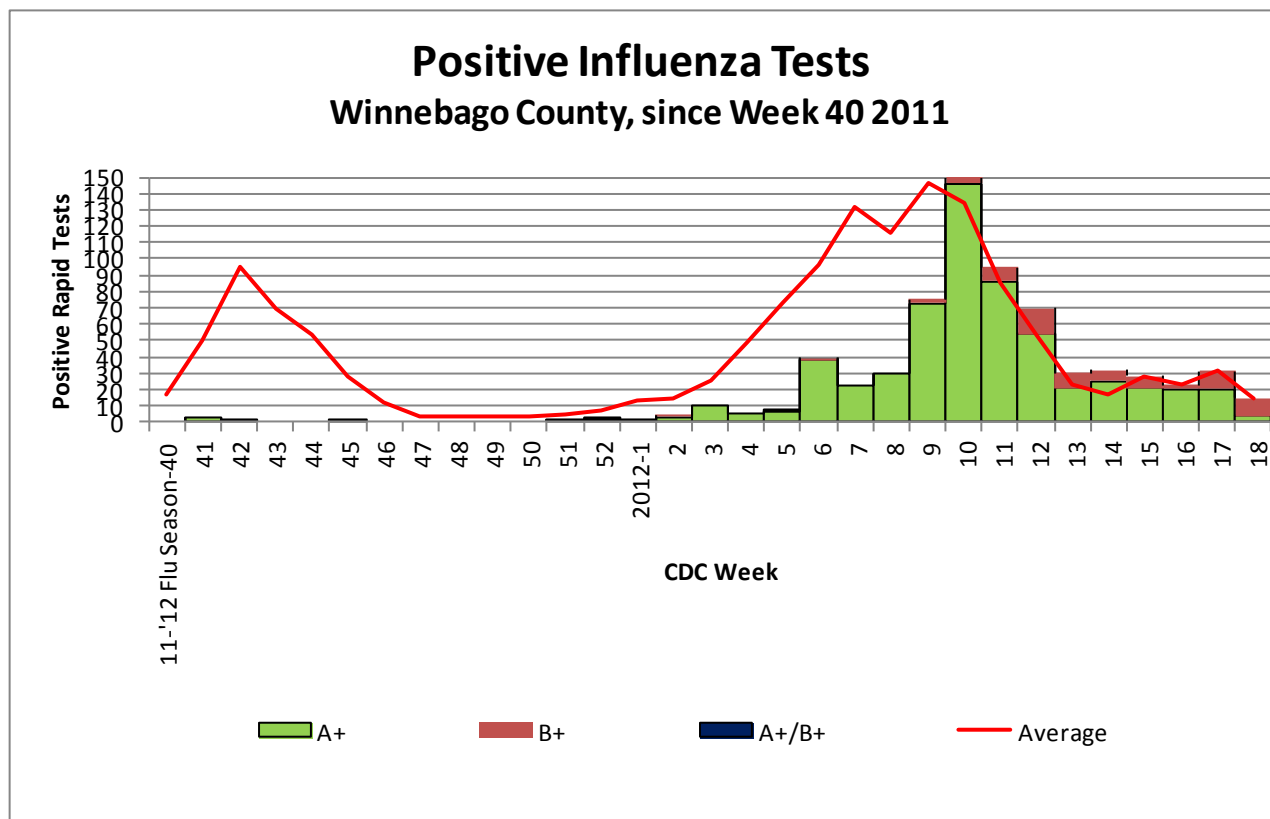


Figure 1 displays the current number of rapid flu cases reported to our department and broken down by influenza sub-typing compared to a 4-year historical average (the red line). 685 total positive rapid flu cases have been reported for the 2011-12 flu season. 15 cases of influenza have been reported for week 18.

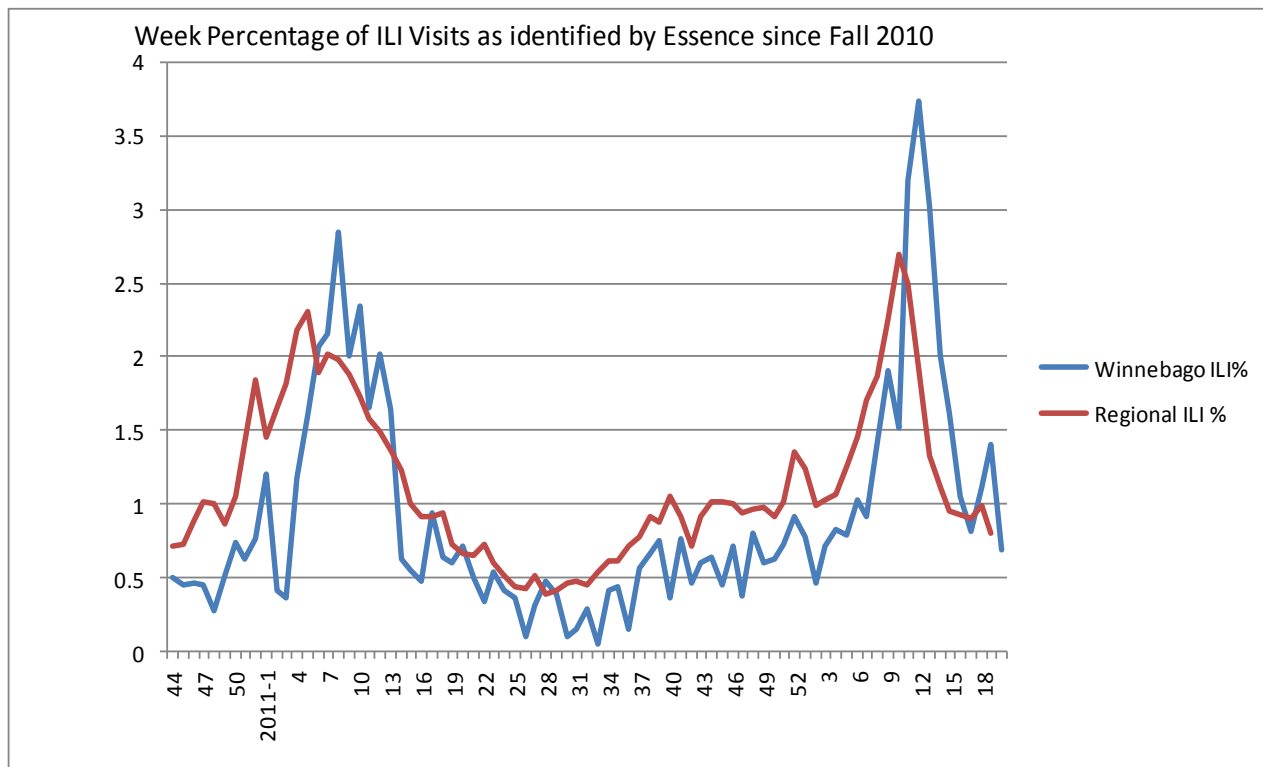


Figure 2 displays the weekly percentage of Influenza-Like Illness (ILI) as identified by the Essence Syndromic Surveillance System. The blue line shows the percentage of ILI Emergency Department visits in Winnebago County from our two participating hospitals and the red line shows the regional ILI percentage for counties participating in Essence. For CDC Week 18, Winnebago County reported an ILI percent of **1.41**, higher than the regional ILI percent of **.99**. This graph displays the most current Essence data, which is through CDC Week 19. ILI for CDC Week 19 for Winnebago County is **.69%**, compared with regional ILI at **.80%**.

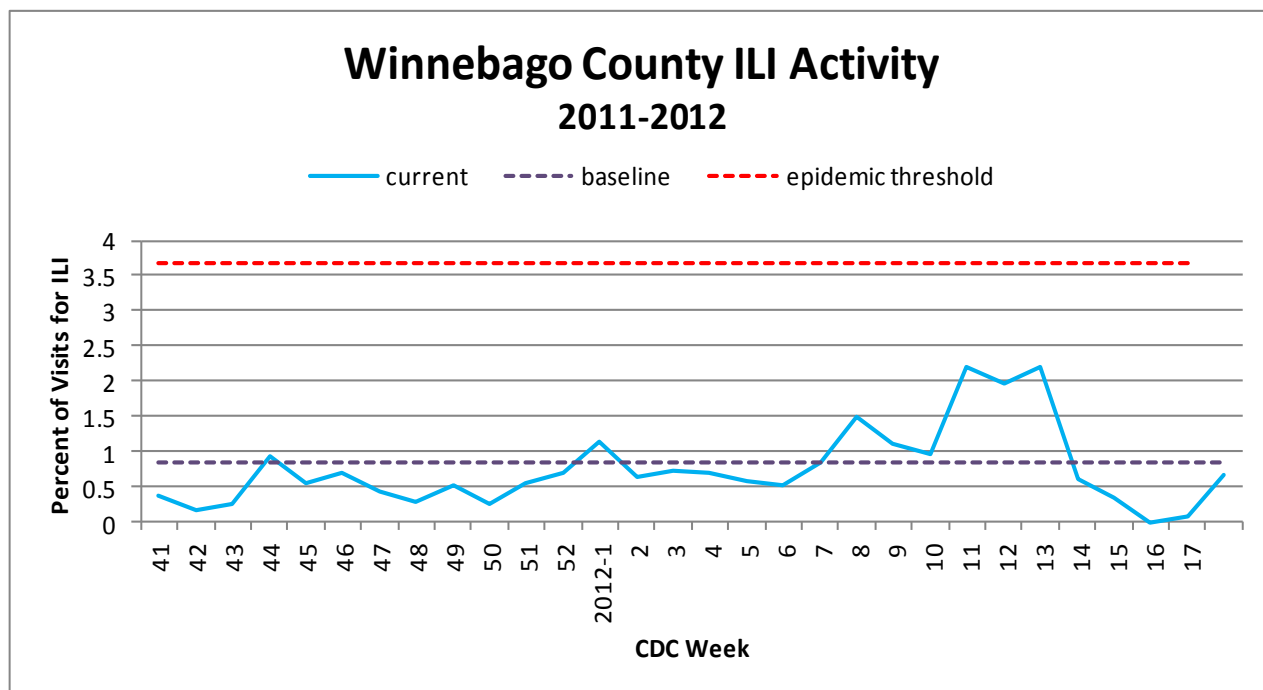


Figure 3 is the representation of visits from our sentinel sites not participating in Essence for ILI. ILI activity among the three sites for CDC Week 18 was: **1.06%**.

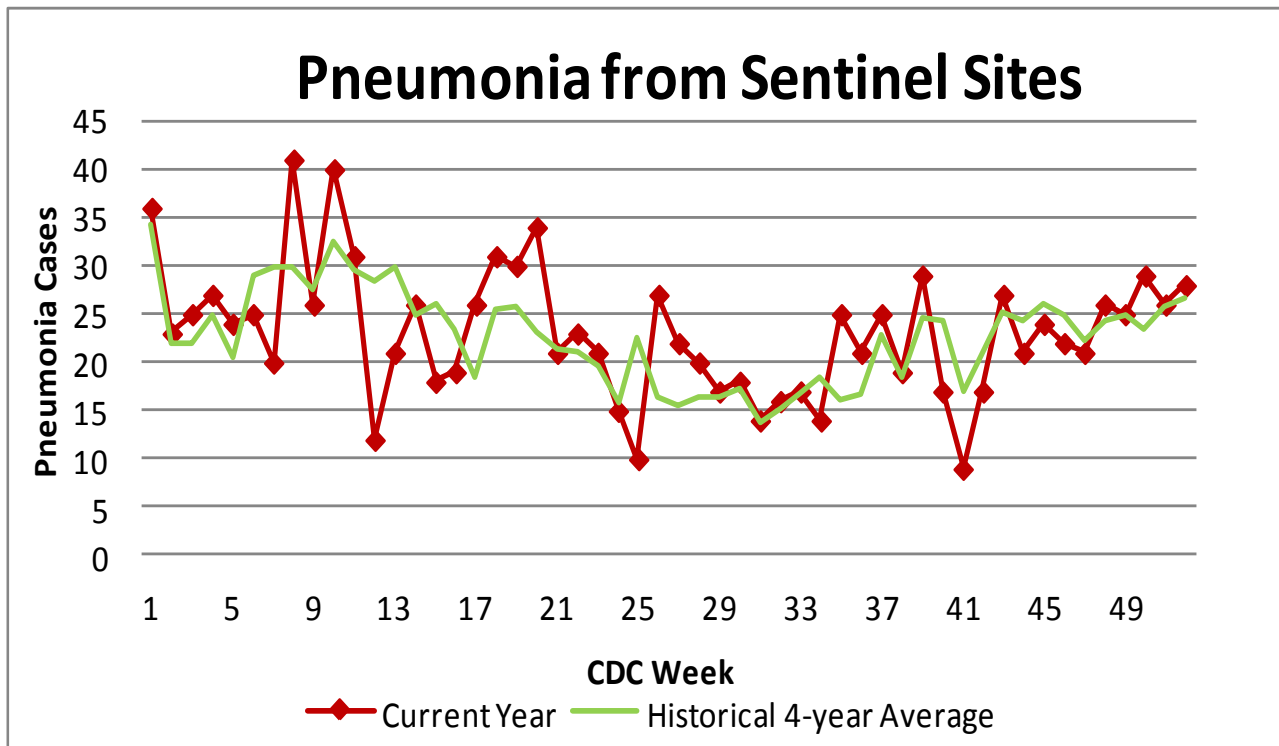


Figure 4 compares the current number of pneumonia hospital admissions (red line) against the 4-year historical average (the green line). For CDC Week 18, we have 9 total hospital admittances reported. Note that all data are preliminary and numbers for weeks 16, 17, and 18 are still arriving.

Outside the County:

Regional INFLUENZA ACTIVITY (as of Week 18)

During week 18, the following influenza activity was:

- Widespread influenza activity was reported by 2 states (Alaska and New York).
- Regional influenza activity was reported by 8 states (Connecticut, Maine, Massachusetts, Montana, Nevada, New Hampshire, New Jersey, and Pennsylvania).
- Local influenza activity was reported by 12 states (Alabama, Arizona, California, Iowa, Kentucky, Michigan, North Dakota, Oregon, Rhode Island, Vermont, Virginia, and Washington).
- Sporadic influenza activity was reported by the District of Columbia, Puerto Rico, and 28 states (Arkansas, Colorado, Delaware, Florida, Georgia, Hawaii, Illinois, Idaho, Indiana, Kansas, Louisiana, Maryland, Minnesota, Mississippi, Missouri, Nebraska, New Mexico, North Carolina, Ohio, Oklahoma, South Carolina, South Dakota, Tennessee, Texas, Utah, West Virginia, Wisconsin, and Wyoming).
- Guam and the U.S. Virgin Islands reported no influenza activity.



Questions/Comments?

Health Promotion and Protection
Winnebago County
Health Department
PO Box 4009
401 Division Street
Rockford, IL 61110-0509
815-720-4050



Public Health
Prevent. Promote. Protect.

ILI Activity Level (Influenza like Illnesses reported Week 18)

Illinois is **MINIMAL** on the scale