




Winnebago County Health Department



Weekly Influenza Surveillance Report CDC Week 19 May 6th– May 12th, 2012

In Brief:

Mortality

Confirmed deaths from Pneumonia/Influenza Week 19: **4**

Percent of deaths due to Pneumonia/Influenza Week 19: **6.45%**

Influenza-Like Illness Surveillance

Sentinel Site ILI rate -Week 19 ending May 12th: **.69%**

Pneumonia Hospital Admissions

Week 19 Ending May 12th : **7**

Previous Week 18 Ending May 6th: **14**

Note: Numbers for Week 19 include 2 hospitals and are one week behind due to reporting methods.

School Attendance Week 19 Ending May 5th: **99.9%**

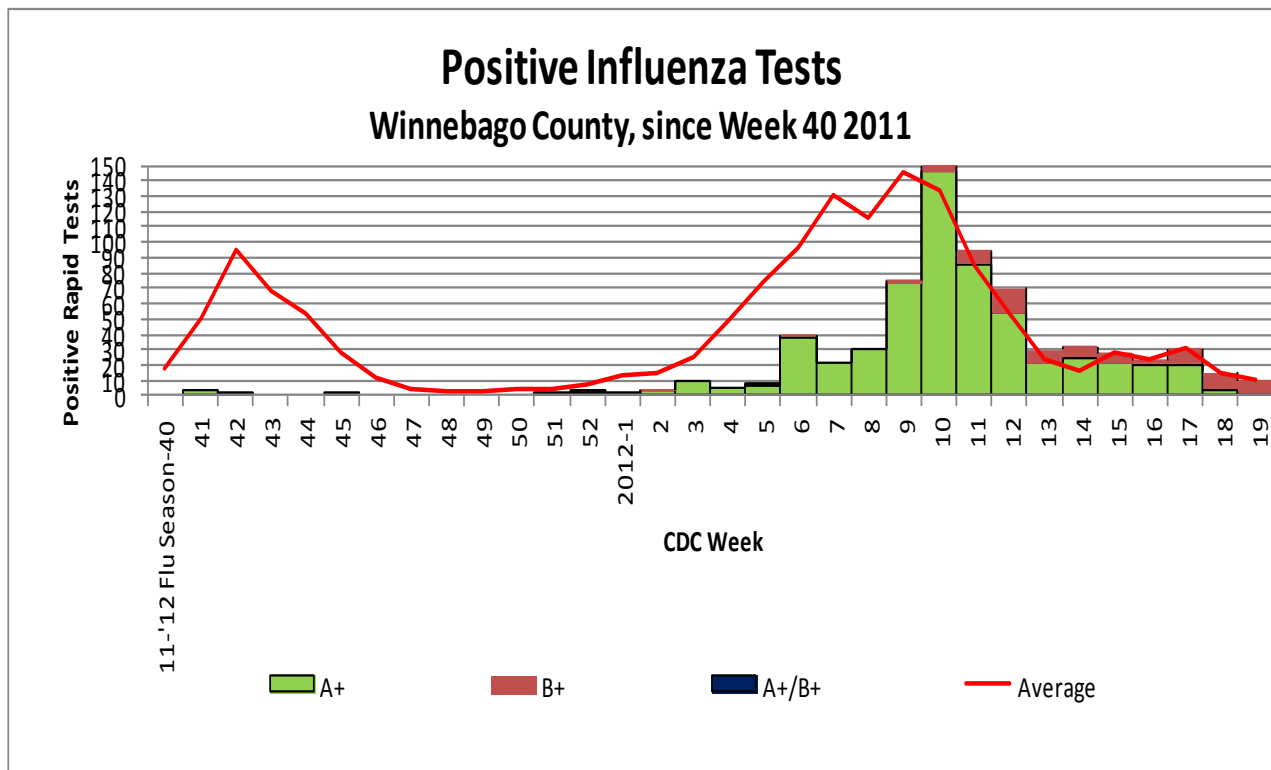


Figure 1 displays the current number of rapid flu cases reported to our department and broken down by influenza sub-typing compared to a 4-year historical average (the red line). 695 total positive rapid flu cases have been reported for the 2011-12 flu season. 10 cases of influenza have been reported for week 19.

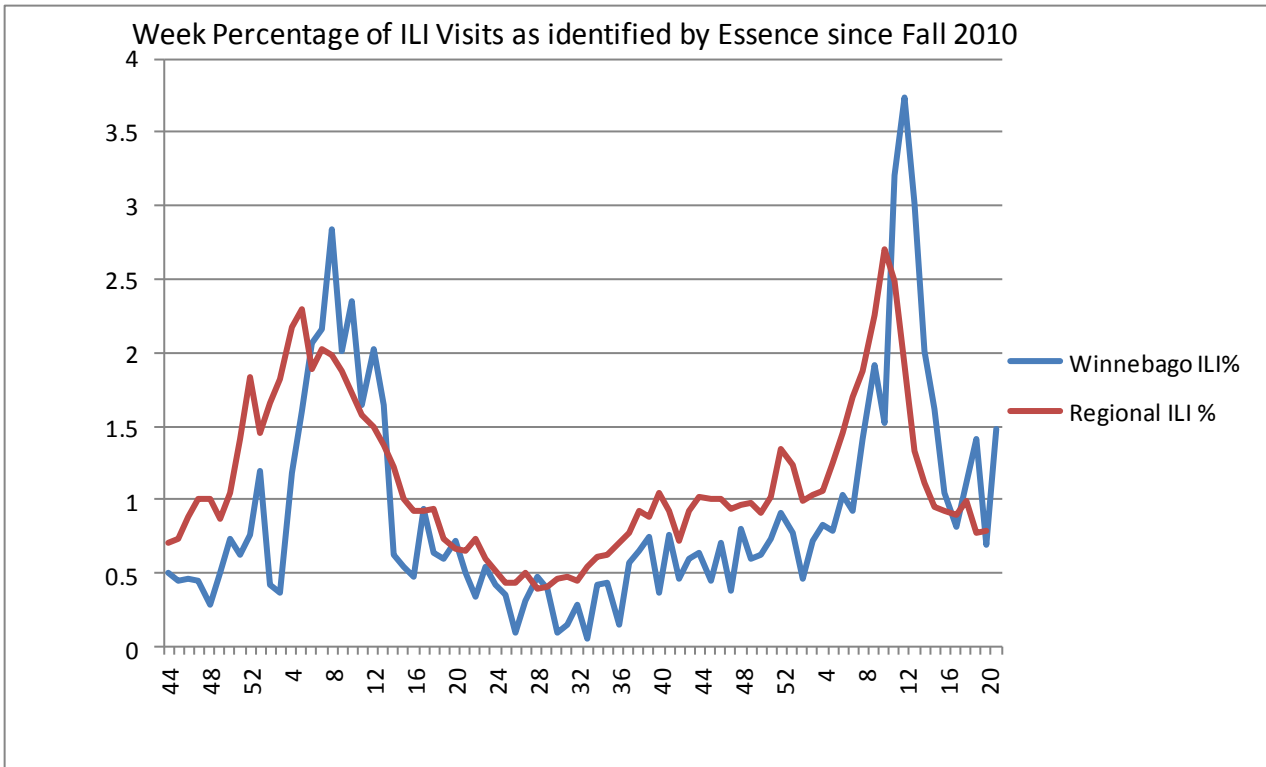


Figure 2 displays the weekly percentage of Influenza-Like Illness (ILI) as identified by the Essence Syndromic Surveillance System. The blue line shows the percentage of ILI Emergency Department visits in Winnebago County from our two participating hospitals and the red line shows the regional ILI percentage for counties participating in Essence. For CDC Week 19, Winnebago County reported an ILI percent of **.69**, lower than the regional ILI percent of **.78**. This graph displays the most current Essence data, which is through CDC Week 20. ILI for CDC Week 20 for Winnebago County is **1.48%**, compared with regional ILI at **.79%**.

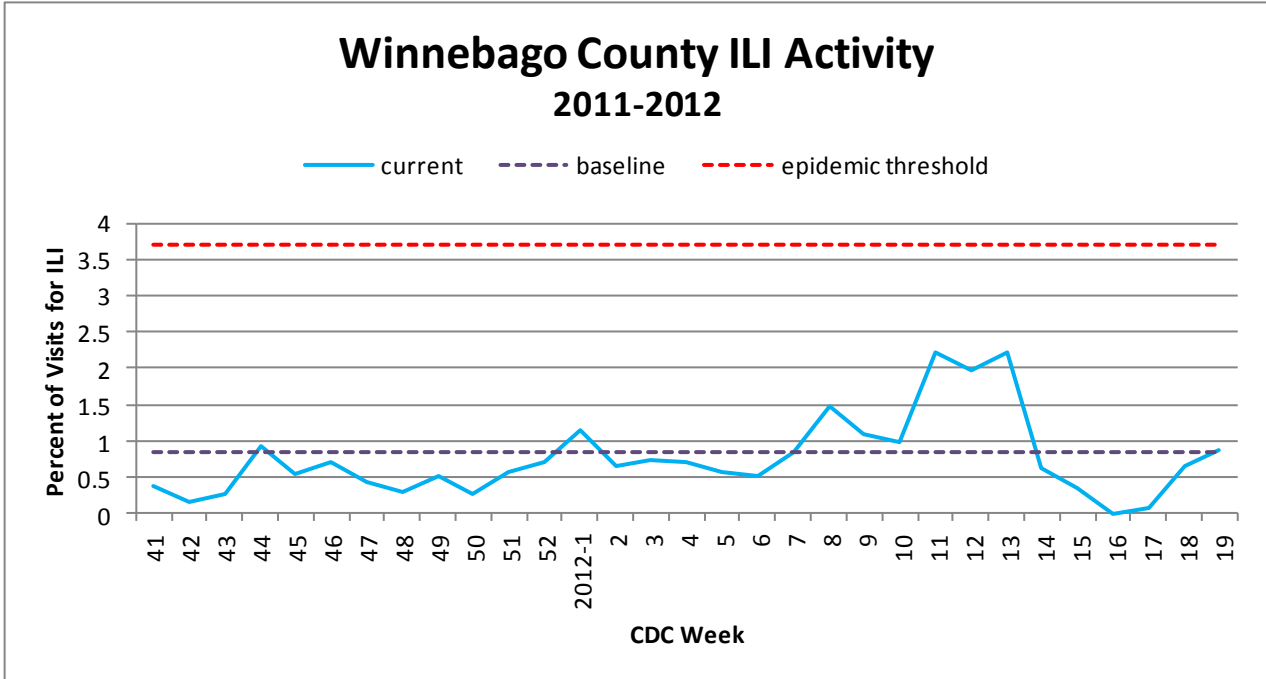


Figure 3 is the representation of visits from our sentinel sites not participating in Essence for ILI. ILI activity among the three sites for CDC Week 19 was: **.59%**.

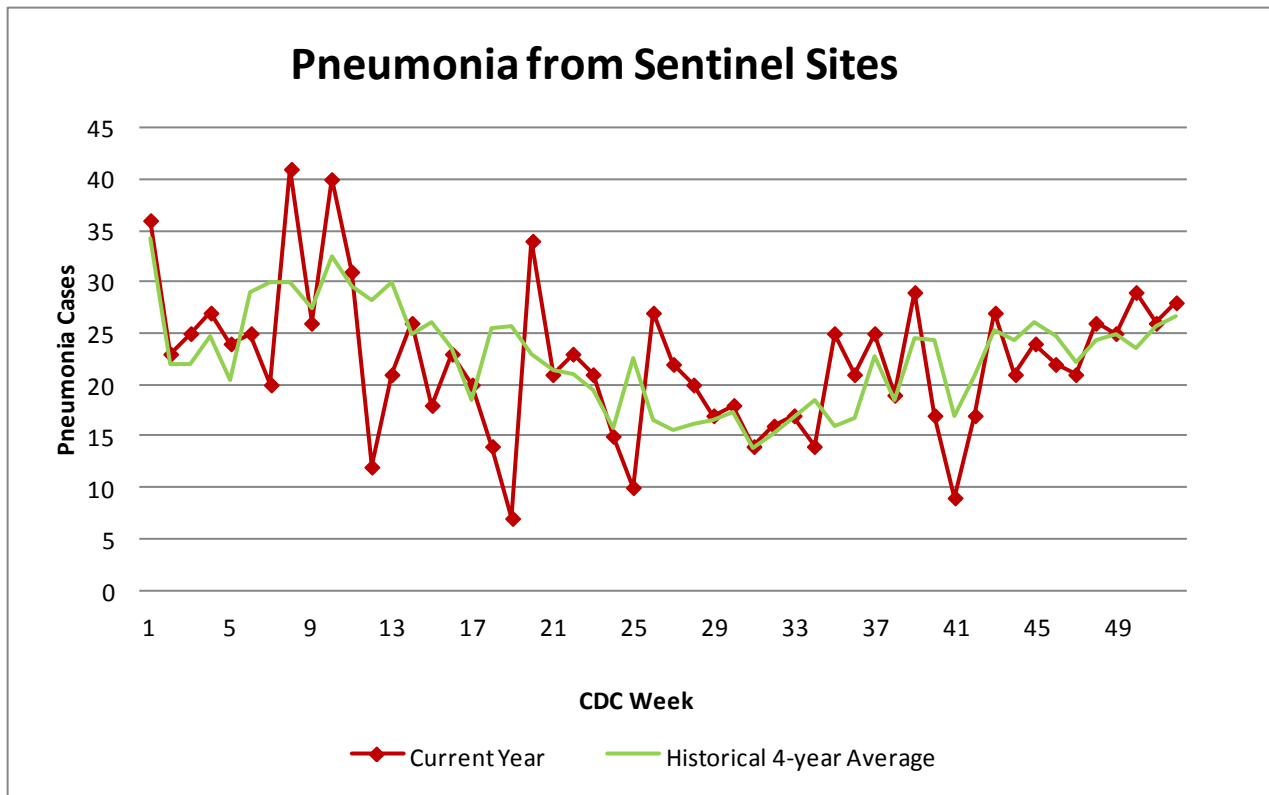


Figure 4 compares the current number of pneumonia hospital admissions (red line) against the 4-year historical average (the green line). For CDC Week 19, we have 7 total hospital admittances reported. Note that all data are preliminary and numbers for weeks 17, 18, and 19 are still arriving.

Outside the County:

Regional INFLUENZA ACTIVITY (as of Week 19)

During week 19, the following influenza activity was:

- Widespread influenza activity was reported by 1 state (New York).
- Regional influenza activity was reported by 5 states (Alaska, Connecticut, Maine, New Jersey, and Pennsylvania).
- Local influenza activity was reported by 11 states (Alabama, Arizona, California, Massachusetts, Mississippi, Montana, Nevada, North Dakota, Rhode Island, Virginia, and Washington).
- Sporadic influenza activity was reported by the District of Columbia, Guam, Puerto Rico, and 30 states (Arkansas, Colorado, Delaware, Florida, Georgia, Hawaii, Illinois, Indiana, Iowa, Kansas, Kentucky, Louisiana, Maryland, Michigan, Minnesota, Missouri, New Hampshire, New Mexico, North Carolina, Ohio, Oklahoma, Oregon, South Carolina, South Dakota, Texas, Utah, Vermont, West Virginia, Wisconsin, and Wyoming).
- The U.S. Virgin Islands and 3 states (Idaho, Nebraska, and Tennessee) reported no influenza activity.



Questions/Comments?

Health Promotion and Protection
 Winnebago County
 Health Department
 PO Box 4009
 401 Division Street
 Rockford, IL 61110-0509
 815-720-4050



Public Health
 Prevent. Promote. Protect.