



# Winnebago County Health Department



## Weekly Influenza Surveillance Report CDC Week 20 May 13th– May 19th, 2012

### In Brief:

#### **Mortality**

Confirmed deaths from Pneumonia/Influenza Week 20: **2**

Percent of deaths due to Pneumonia/Influenza Week 20: **3.8%**

#### **Influenza-Like Illness Surveillance**

Sentinel Site ILI rate -Week 20 ending May 19th: **.61%**

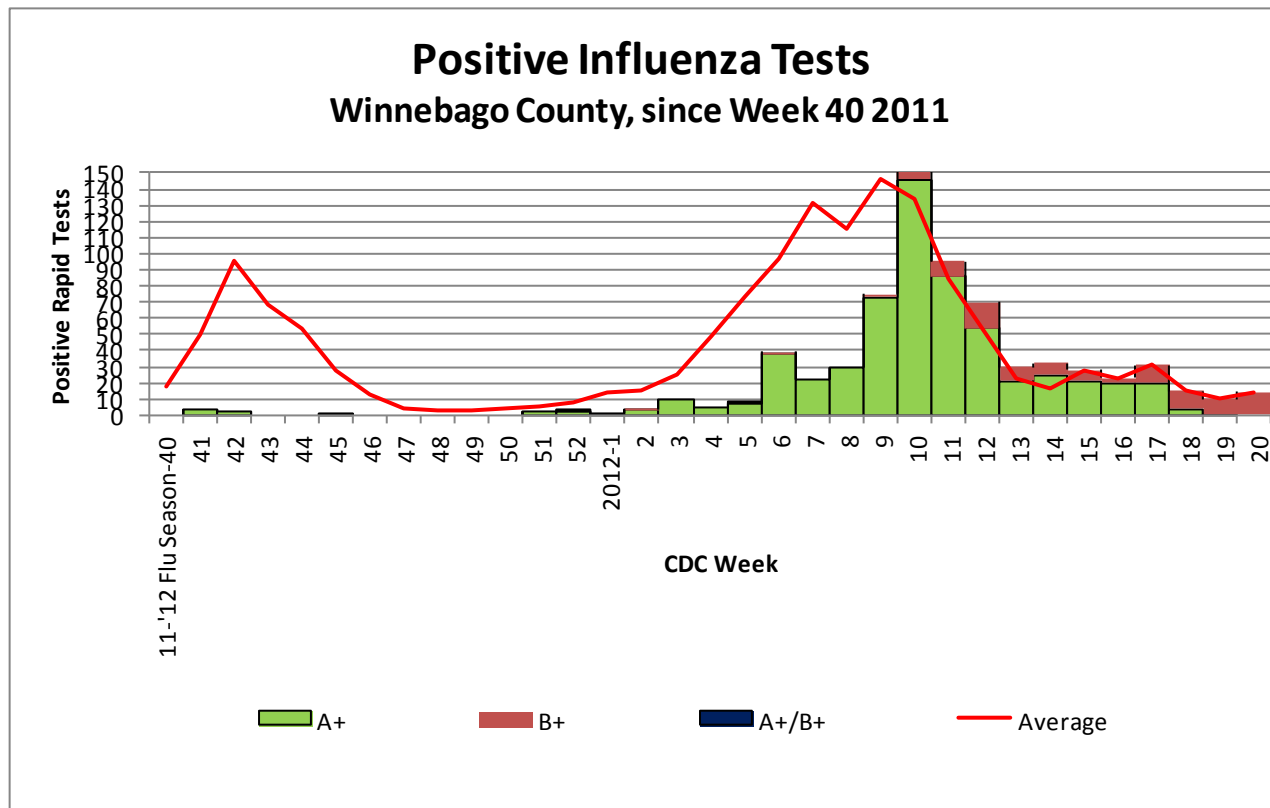
#### **Pneumonia Hospital Admissions**

Week 20 Ending May 19th : **5**

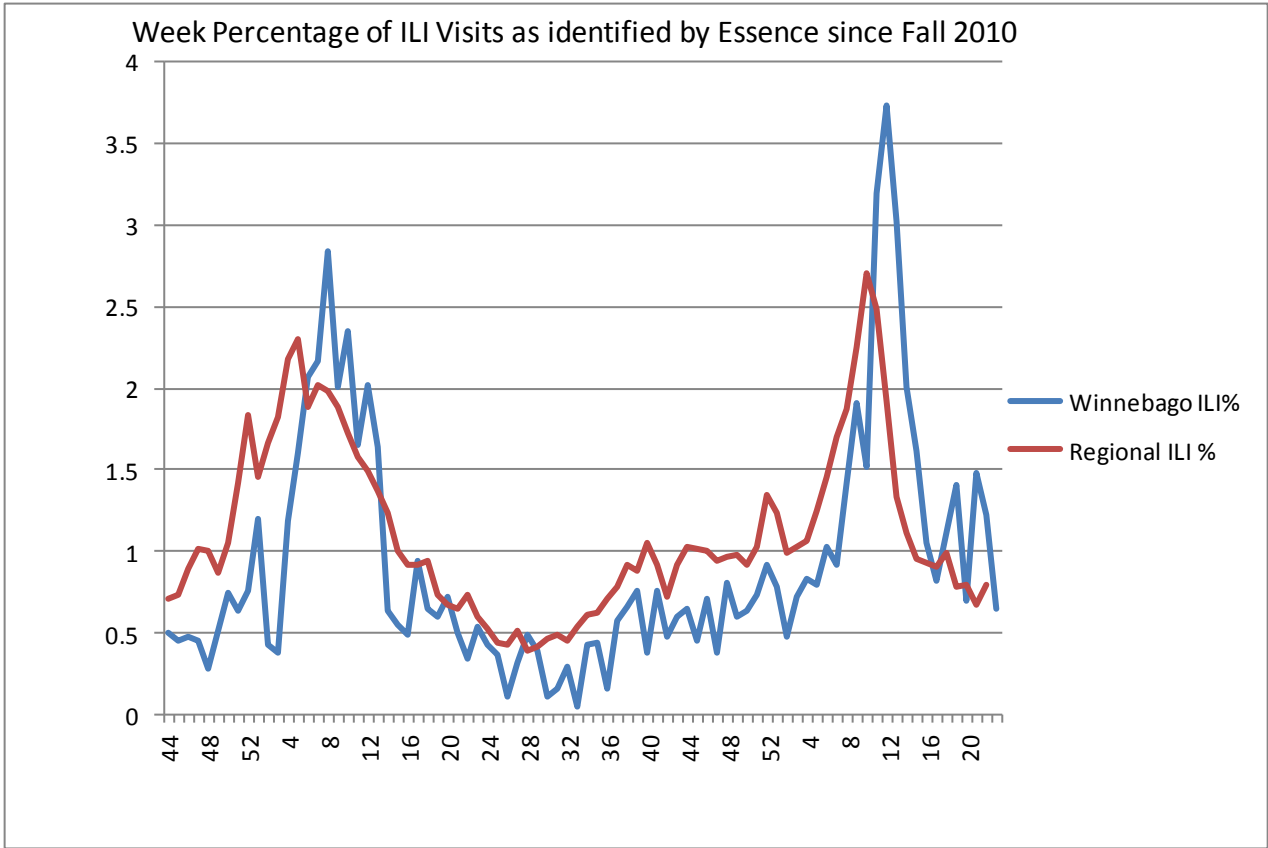
Previous Week 19 Ending May 12th: **14**

Note: Numbers for Week 20 include 2 hospitals and are one week behind due to reporting methods.

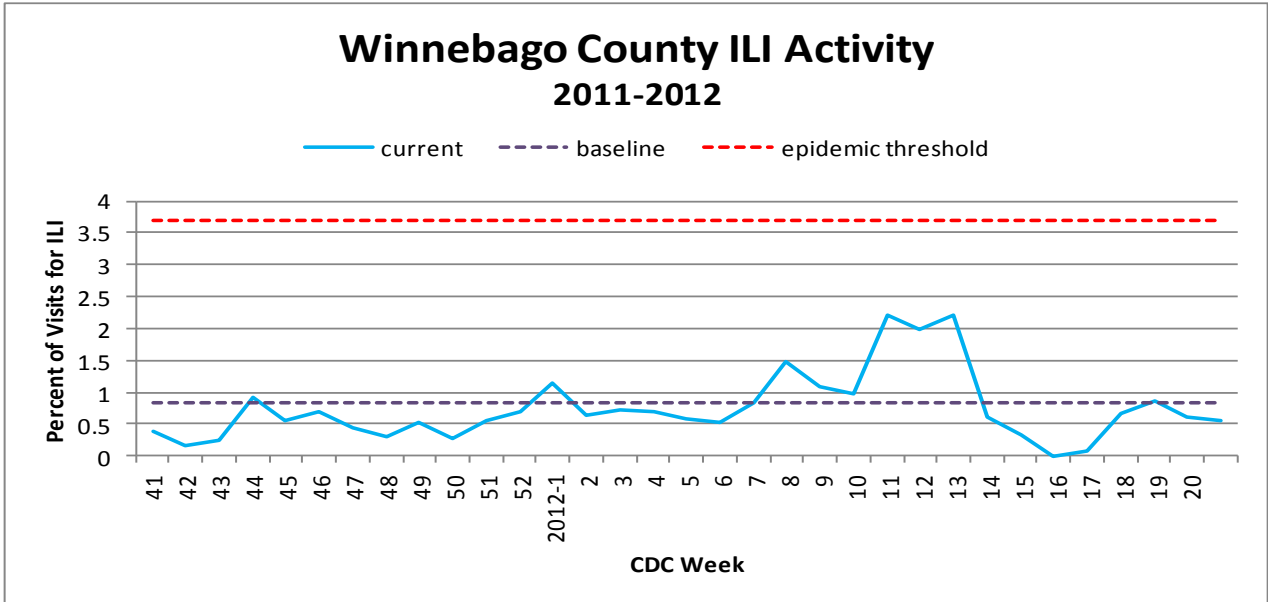
**School Attendance** Week 20 Ending May 19th: **100%**



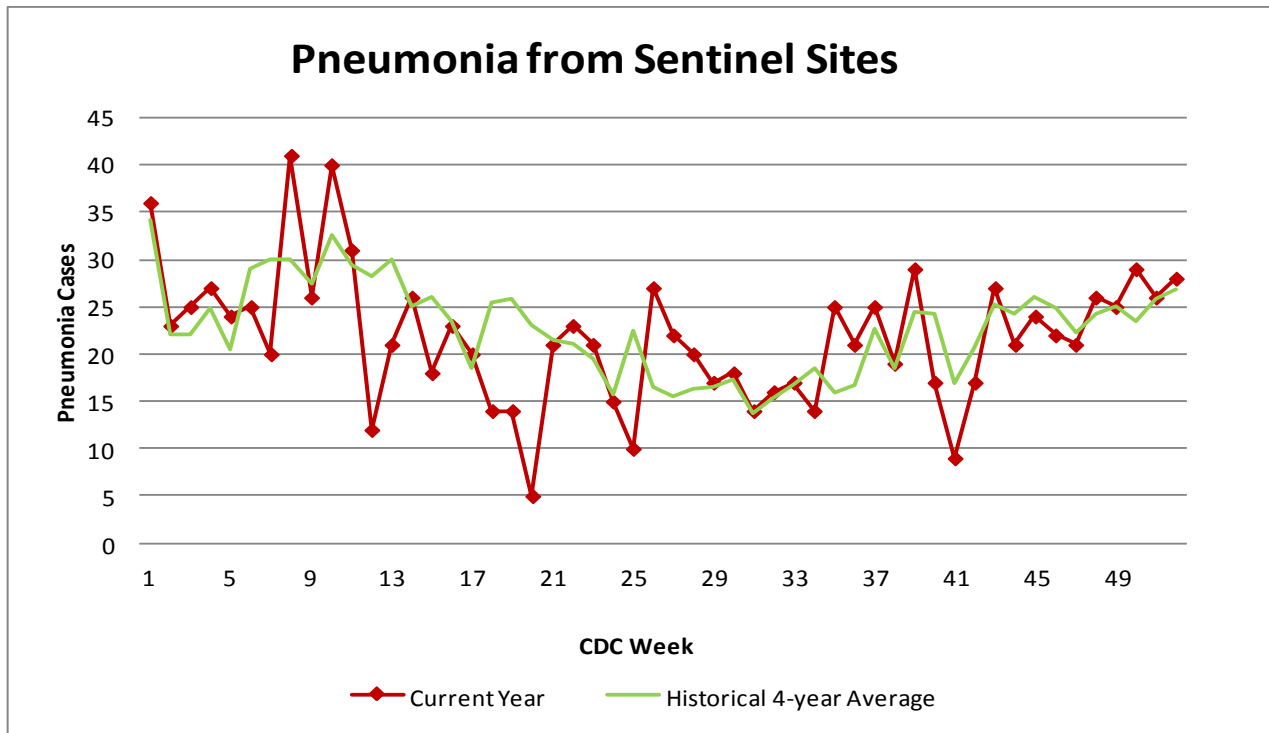
**Figure 1** displays the current number of rapid flu cases reported to our department and broken down by influenza sub-typing compared to a 4-year historical average (the red line). 709 total positive rapid flu cases have been reported for the 2011-12 flu season. 14 cases of influenza have been reported for week 20.



**Figure 2** displays the weekly percentage of Influenza-Like Illness (ILI) as identified by the Essence Syndromic Surveillance System. The blue line shows the percentage of ILI Emergency Department visits in Winnebago County from our two participating hospitals and the red line shows the regional ILI percentage for counties participating in Essence. For CDC Week 20, Winnebago County reported an ILI percent of **1.48** , higher than the regional ILI percent of **.78** . This graph displays the most current Essence data, which is through CDC Week 22. ILI for CDC Week 22 for Winnebago County is **.65%** , compared with regional ILI at **.79%**.



**Figure 3** is the representation of visits from our sentinel sites not participating in Essence for ILI. ILI activity among the three sites for CDC Week 20 was: **.61%**.



**Figure 4** compares the current number of pneumonia hospital admissions (red line) against the 4-year historical average (the green line). For CDC Week 20, we have 5 total hospital admittances reported. Note that all data are preliminary and numbers for weeks 18, 19, and 20 are still arriving.

## Outside the County:

### Regional INFLUENZA ACTIVITY (as of Week 20)

**During week 20, the following influenza activity was reported:**

- Widespread influenza activity was reported by 1 state (New York).
- Regional influenza activity was reported by 2 states (Alaska and Connecticut).
- Local influenza activity was reported by 8 states (Alabama, Arizona, California, Massachusetts, Mississippi, Nevada, Oregon, and Washington).
- Sporadic influenza activity was reported by the District of Columbia, Guam, Puerto Rico, and 30 states (Colorado, Delaware, Florida, Hawaii, Indiana, Iowa, Kentucky, Louisiana, Maine, Maryland, Michigan, Minnesota, Missouri, Montana, New Hampshire, New Mexico, North Carolina, North Dakota, Ohio, Pennsylvania, Rhode Island, South Carolina, South Dakota, Texas, Utah, Vermont, Virginia, West Virginia, Wisconsin, and Wyoming).
- The U.S. Virgin Islands and 8 states (Arkansas, Georgia, Idaho, Illinois, Kansas, Nebraska, Oklahoma, and Tennessee) reported no influenza activity.
- New Jersey did not report.



#### Questions/Comments?

Health Promotion and Protection  
Winnebago County  
Health Department  
PO Box 4009  
401 Division Street  
Rockford, IL 61110-0509  
815-720-4050



**Public Health**  
Prevent. Promote. Protect.

ILI Activity Level (Influenza like Illnesses reported Week 20)

Illinois is **MINIMAL** on the scale