



**Weekly Influenza Surveillance Report
CDC Week 45 November 4th-November 10th, 2012**

In Brief:

Mortality

Confirmed deaths from Pneumonia/Influenza Week 45: **2**

Percent of deaths due to Pneumonia/Influenza Week 45: **3.70 %**

Influenza-Like Illness Surveillance

Sentinel Site ILI rate -Week 45 Ending November 10th: **.85%**

Pneumonia Hospital Admissions

Week 45 Ending November 10th: **7**

Previous Week 44 Ending November 3rd: **15**

Note: Numbers include 2 hospitals and are one week behind due to reporting methods.

School Attendance Due to revision of data collection reporting methods, information is currently not available.

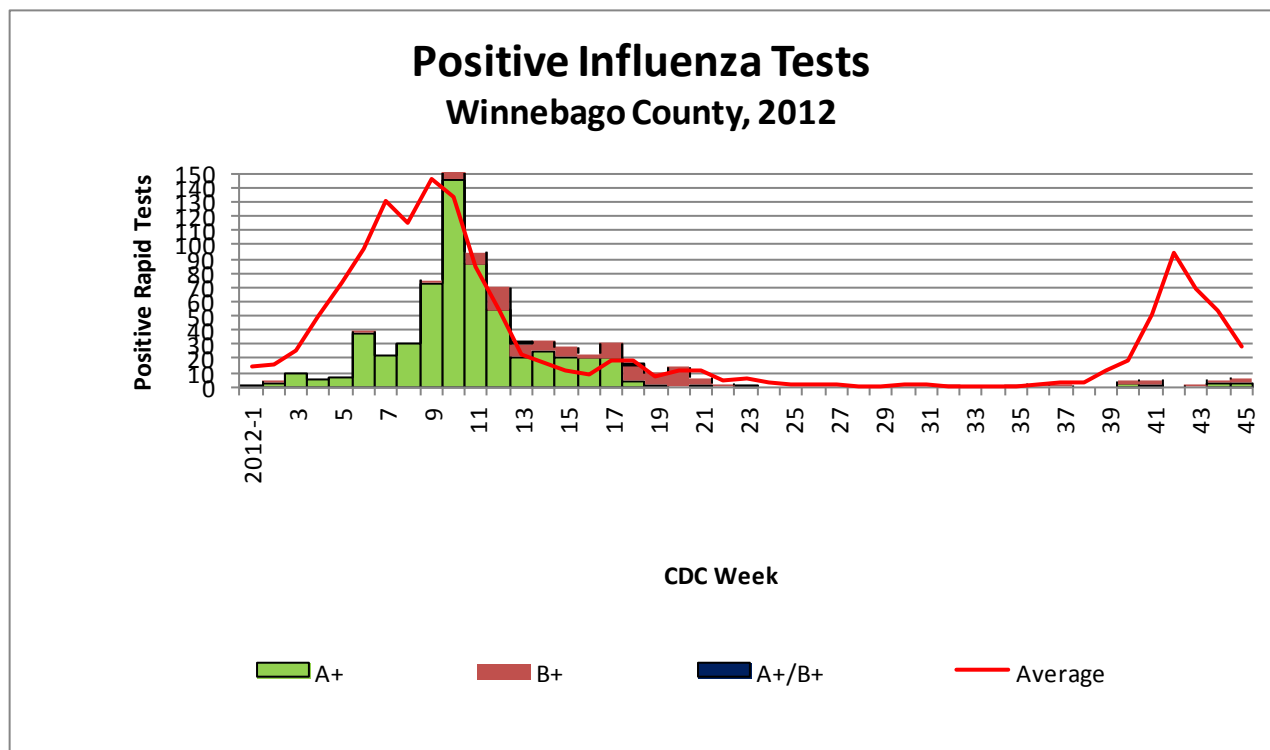


Figure 1 displays the current number of rapid flu cases reported to WCHD and broken down by influenza sub-typing compared to a 4-year historical average (the red line). The average is elevated due to the inclusion of H1N1 data from 2009. 21 total positive rapid flu cases have been reported for the 2012-2013 flu season. Six cases of influenza have been reported for week 45.

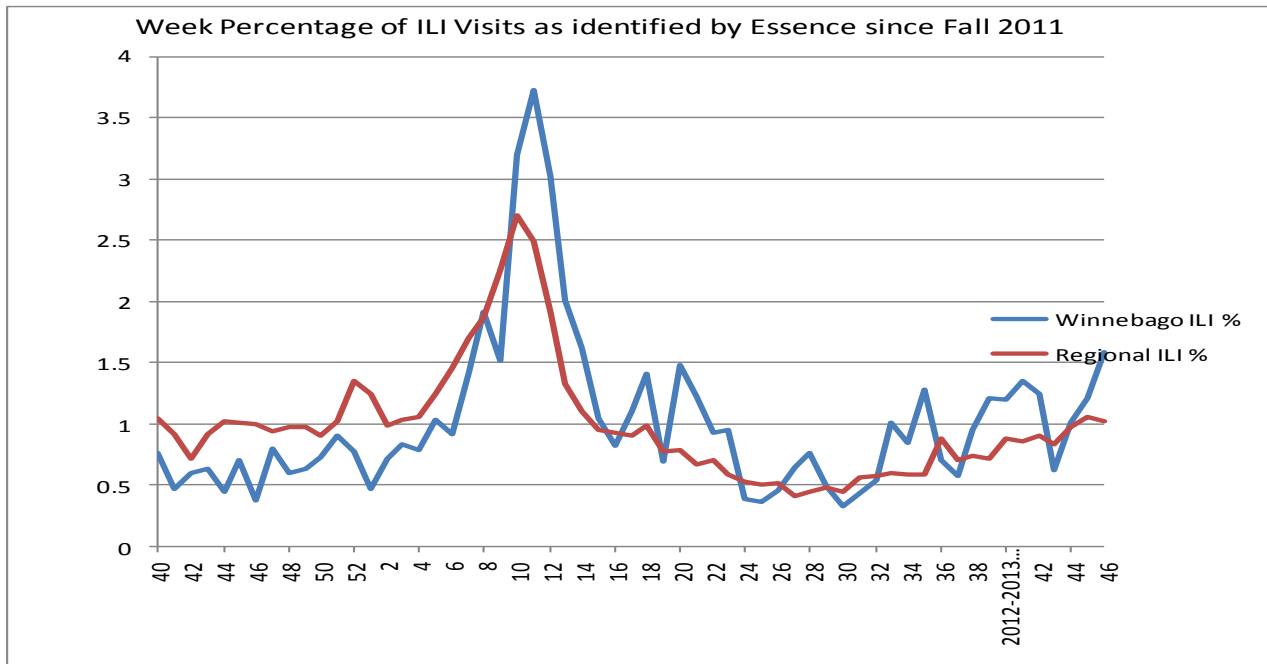


Figure 2 displays the weekly percentage of Influenza-Like Illness (ILI) as identified by the Essence Syndromic Surveillance System. The blue line shows the percentage of ILI Emergency Department visits in Winnebago County from our two participating hospitals and the red line shows the regional ILI percentage for counties participating in Essence. This graph displays the most current Essence data, which is through CDC Week 46. ILI for CDC Week 46 for Winnebago County is **1.59 %** , compared with Regional ILI at **1.02%**

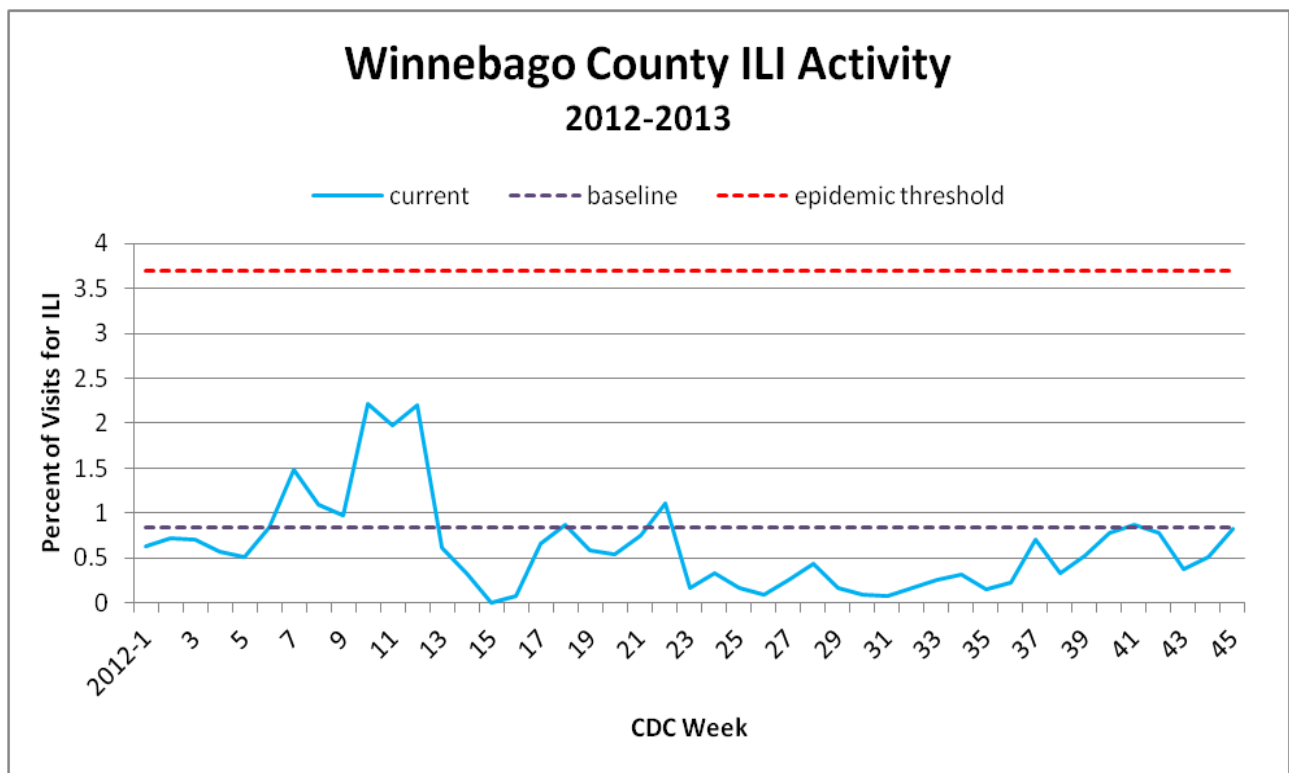


Figure 3 is the representation of visits from our sentinel sites not participating in Essence for ILI. ILI activity among the three sites for CDC Week 45 was: **.85 %**

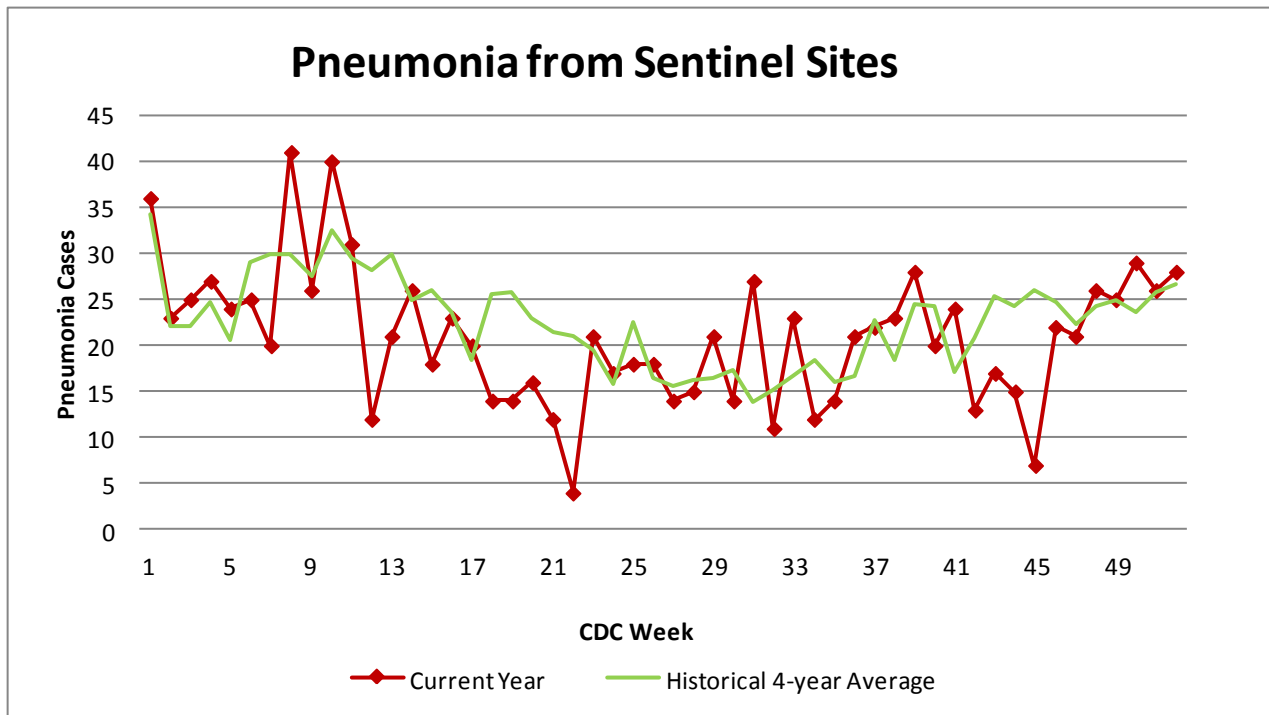


Figure 4 compares the current number of pneumonia hospital admissions (red line) against the 4-year historical average (the green line). For CDC Week 45, we have 7 total hospital admittances reported. Note that all data are preliminary and numbers for weeks 43, 44, and 45 are still arriving.

Outside the County:

Regional Influenza Activity (as of Week 45)

During week 45, the following influenza activity was reported:

- **Regional influenza activity was reported by 4 states (Alaska, Alabama, Maine, and Texas).**
- **Local influenza activity was reported by 8 states (Georgia, Idaho, Iowa, Minnesota, Mississippi, New York, Wisconsin, and Wyoming).**
- **Sporadic influenza activity was reported by the District of Columbia and 32 states (Arizona, Arkansas, California, Colorado, Connecticut, Florida, Hawaii, Indiana, Kansas, Kentucky, Louisiana, Maryland, Massachusetts, Michigan, Missouri, Montana, Nevada, New Jersey, New Mexico, North Carolina, North Dakota, Ohio, Oklahoma, Oregon, Pennsylvania, Rhode Island, South Carolina, South Dakota, Tennessee, Utah, Washington, and West Virginia).**
- **No influenza activity was reported by Guam and 5 states (Illinois, Nebraska, New Hampshire, Vermont, and Virginia).**

Puerto Rico, the U.S. Virgin Islands, and 1 state (Delaware) did not report.

ILI Activity Level (Influenza Like Illnesses reported Week 45)

Illinois is MINIMAL on the scale



**Questions/
Comments?**

Health Promotion and
Protection
Winnebago County
Health Department
PO Box 4009
401 Division Street



Public Health
Prevent. Promote. Protect.