



**Weekly Influenza Surveillance Report
CDC Week 46 November 11th-November 17th, 2012**

In Brief:

Mortality

Confirmed deaths from Pneumonia/Influenza Week 46: **2**

Percent of deaths due to Pneumonia/Influenza Week 46: **3.2%**

Influenza-Like Illness Surveillance

Sentinel Site ILI rate -Week 46 Ending November 17th: **.80%**

Pneumonia Hospital Admissions

Week 46 Ending November 17th: **16**

Previous Week 45 Ending November 3rd: **13**

Note: Numbers include 2 hospitals and are one week behind due to reporting methods.

School Attendance Due to revision of data collection reporting methods, information is currently not available.

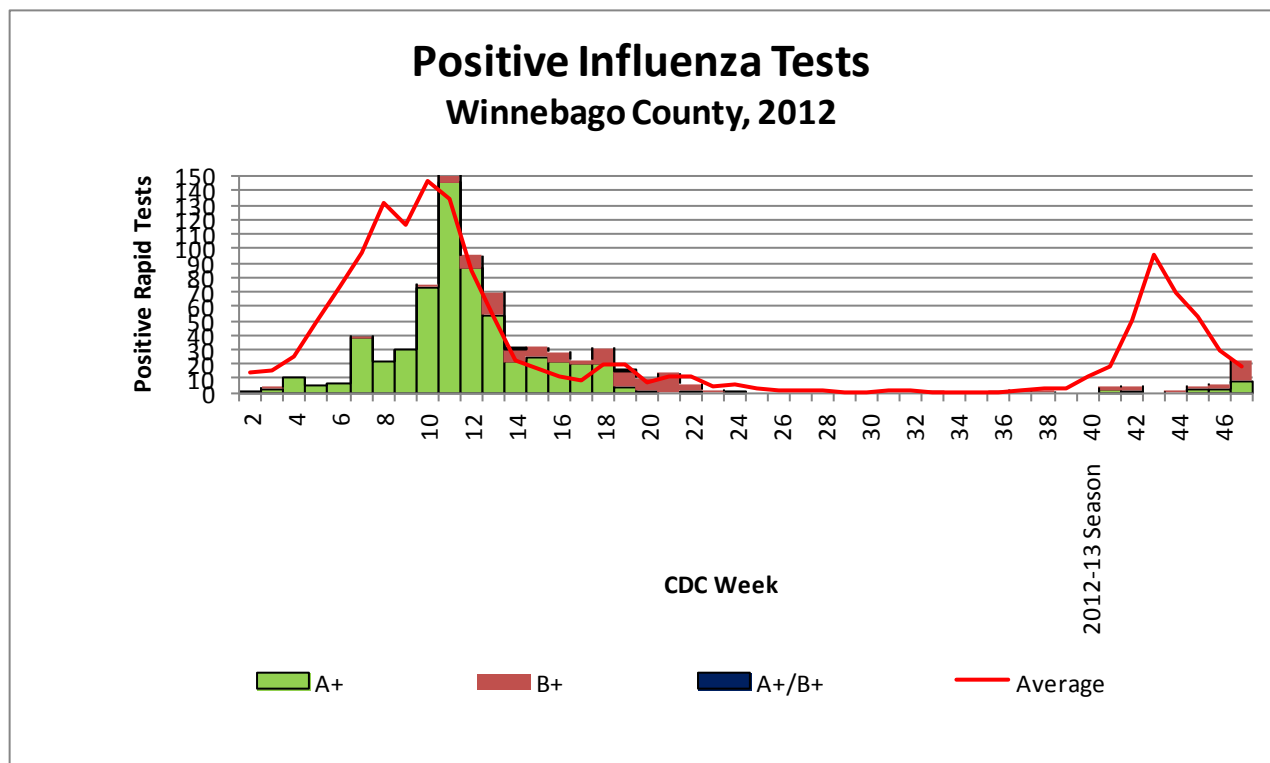


Figure 1 displays the current number of rapid flu cases reported to WCHD and broken down by influenza sub-typing compared to a 4-year historical average (the red line). The average is elevated due to the inclusion of H1N1 data from 2009. 46 total positive rapid flu cases have been reported for the 2012-2013 flu season. 25 cases of influenza have been reported for week 46.

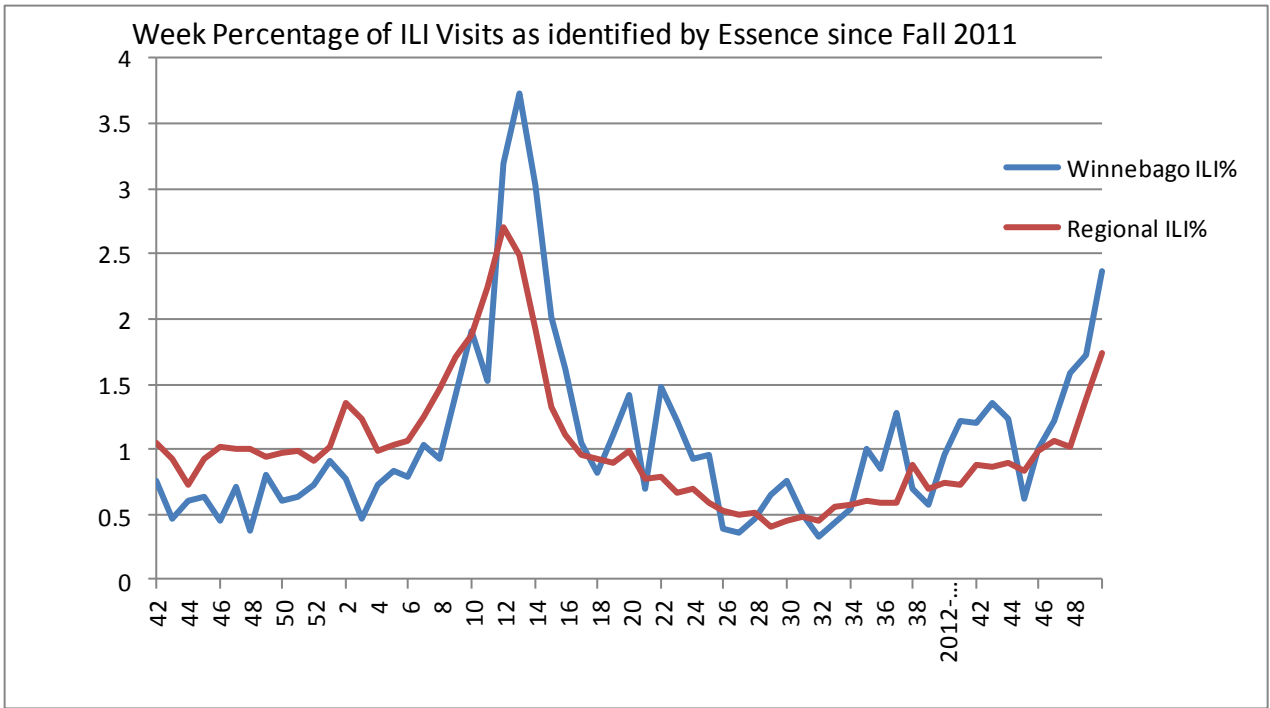


Figure 2 displays the weekly percentage of Influenza-Like Illness (ILI) as identified by the Essence Syndromic Surveillance System. The blue line shows the percentage of ILI Emergency Department visits in Winnebago County from our two participating hospitals and the red line shows the regional ILI percentage for counties participating in Essence. This graph displays the most current Essence data, which is through CDC Week 48. ILI for CDC Week 48 for Winnebago County is **2.36 %** , compared with Regional ILI at **1.74%**

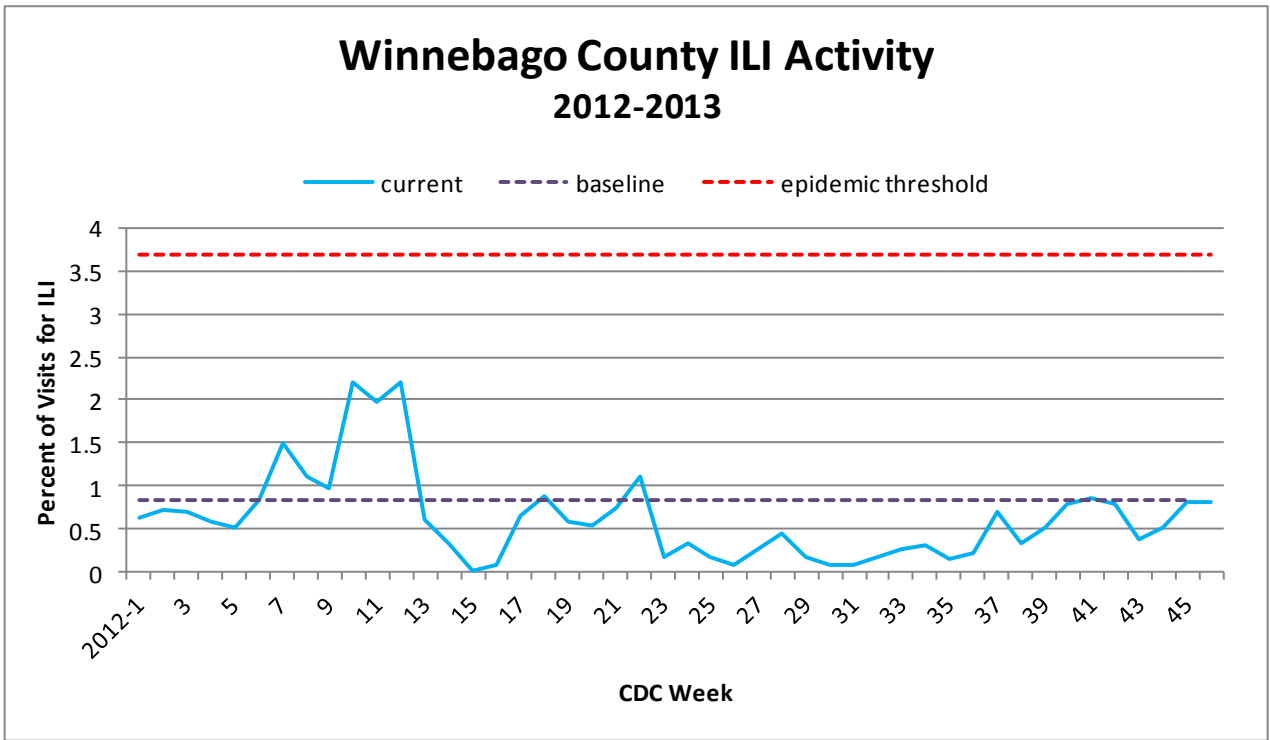


Figure 3 is the representation of visits from our sentinel sites not participating in Essence for ILI. ILI activity among the three sites for CDC Week 46 was: **.80 %**

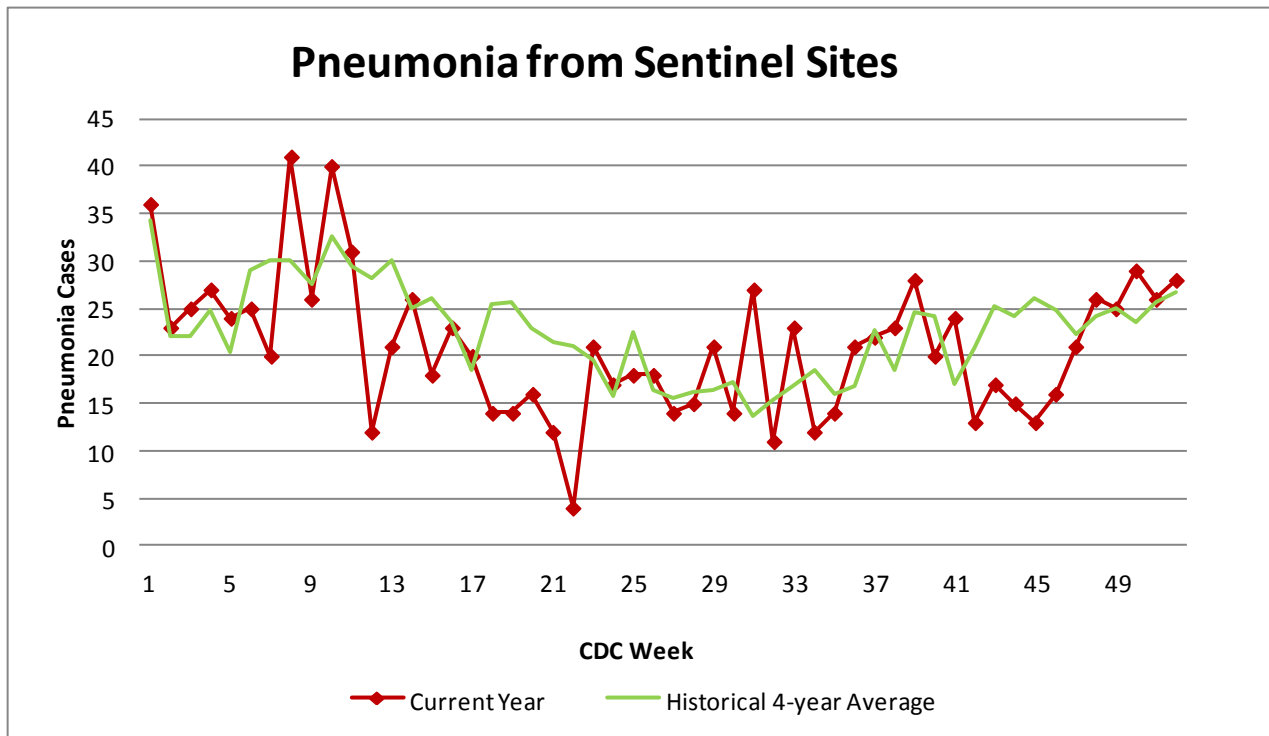


Figure 4 compares the current number of pneumonia hospital admissions (red line) against the 4-year historical average (the green line). For CDC Week 46, we have 16 total hospital admittances reported. Note that all data are preliminary and numbers for weeks 44, 45, and 46 are still arriving.

***Outside the County:
Regional Influenza Activity (as of Week 46)***

During week 46, the following influenza activity was reported:

- Widespread influenza activity was reported by 1 state (Alaska).
- Regional influenza activity was reported by 6 states (Alabama, Colorado, Maine, Mississippi, New York and Ohio).
- Local influenza activity was reported by 8 states (Georgia, Idaho, Iowa, Louisiana, Minnesota, Texas, Wisconsin and Wyoming).
- Sporadic influenza activity was reported by the District of Columbia, Guam, and 31 states (Arizona, Arkansas, California, Connecticut, Delaware, Florida, Hawaii, Illinois, Indiana, Kansas, Kentucky, Maryland, Massachusetts, Michigan, Missouri, Montana, New Hampshire, New Jersey, New Mexico, North Carolina, North Dakota, Oklahoma, Oregon, Pennsylvania, Rhode Island, South Carolina, South Dakota, Tennessee, Utah, Virginia and Washington).
- No influenza activity was reported by 3 states (Nebraska, Vermont and West Virginia).
- Puerto Rico, the U.S Virgin Islands, and Nevada did not report this week.

ILI Activity Level (Influenza Like Illnesses reported Week 46)

Illinois is MINIMAL on the scale



**Questions/
Comments?**

Health Promotion and
Protection
Winnebago County
Health Department
PO Box 4009
401 Division Street



Public Health
Prevent. Promote. Protect.