

Weekly Influenza Surveillance Report
CDC Week 6 February 5th -February 11th, 2012

In Brief:

Mortality

Confirmed deaths from Pneumonia/Influenza Week 6: **2**
 Percent of deaths due to Pneumonia/Influenza Week 6: **3.84%**

Influenza-Like Illness Surveillance

Sentinel Site ILI rate -Week 6 ending February 11th: **0.00%**
 Note: 1 sentinel site did not report for CDC Week 6

Pneumonia Hospital Admissions

Week 6 Ending February 11th: **25**
 Previous Week 5 Ending February 4th: **24**
 Note: Numbers include 2 hospitals and are one week behind due to reporting methods.

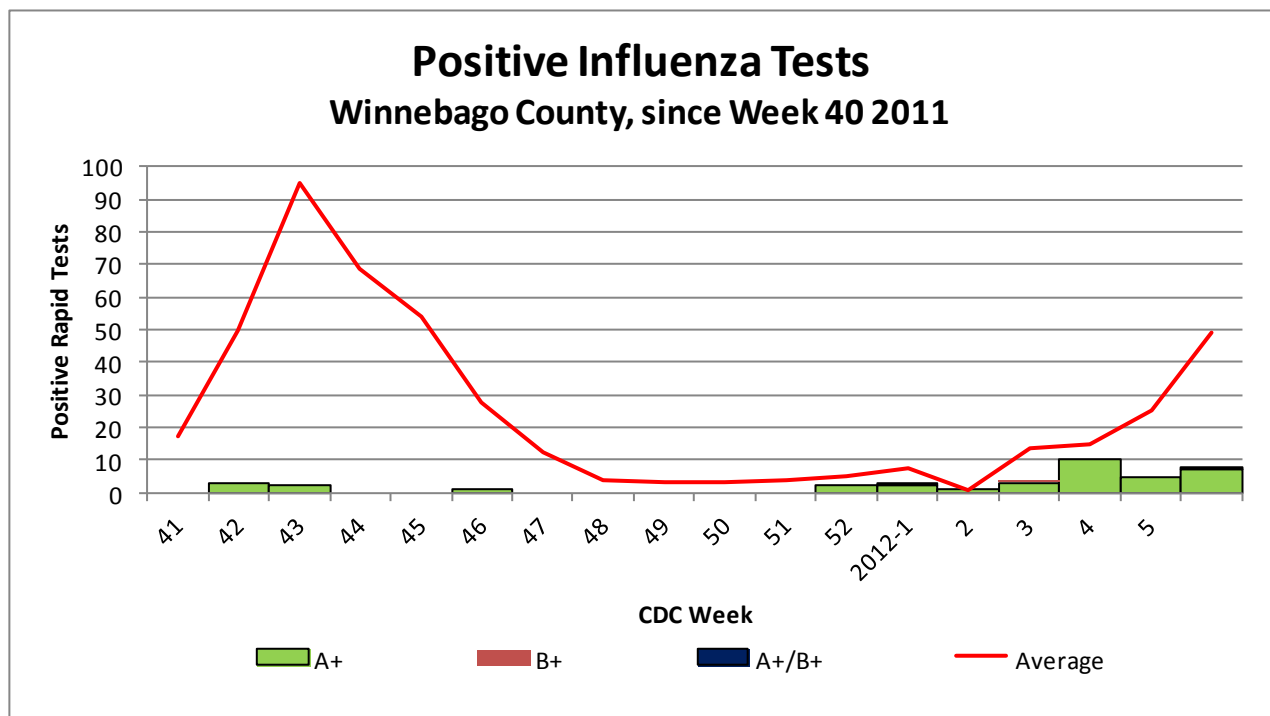


Figure 1 displays the current number of rapid flu cases reported to our department and broken down by influenza sub-typing compared to a 4-year historical average (the red line). 64 total positive rapid flu cases have been reported for the 2011-12 flu season. 38 cases of Influenza have been reported for week 6.

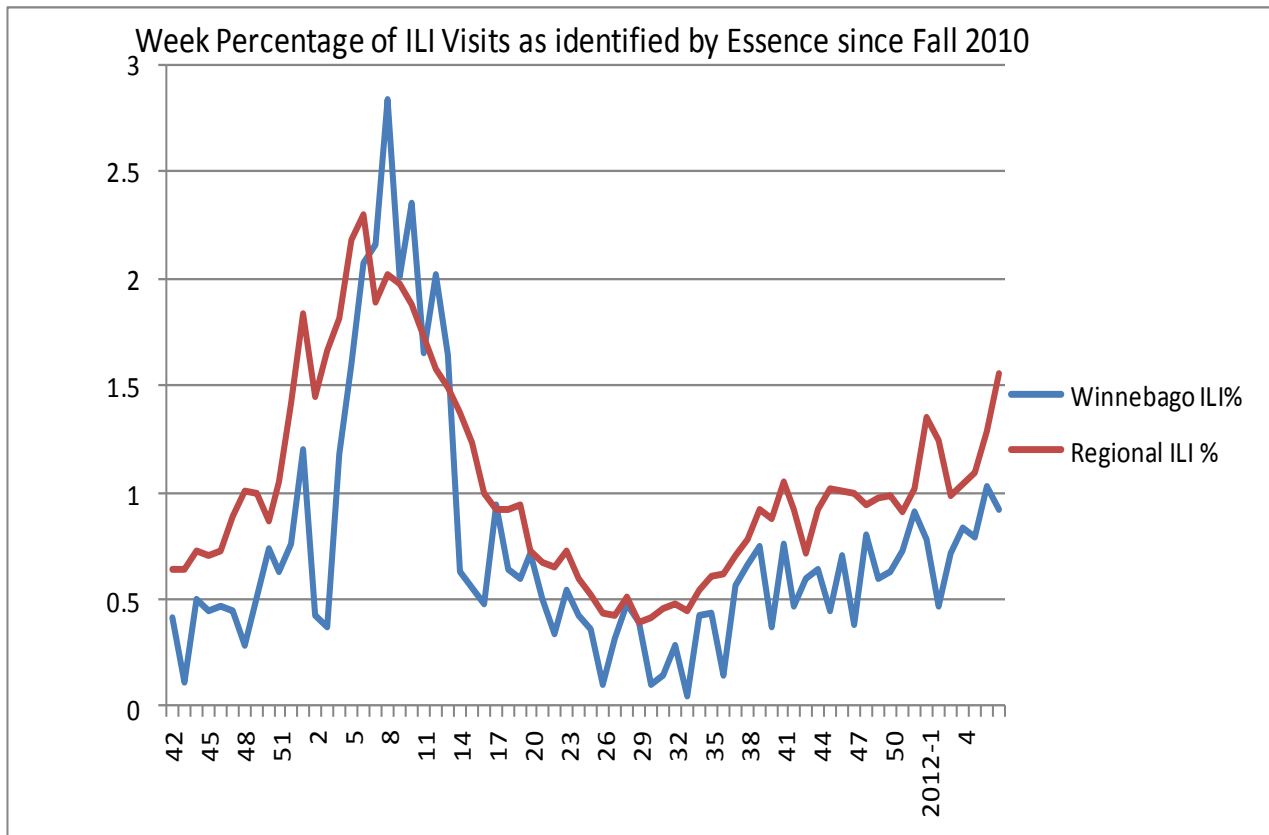


Figure 2 displays the weekly percentage of Influenza-Like Illness (ILI) as identified by the Essence Syndromic Surveillance System. The blue line shows the percentage of ILI Emergency Department visits in Winnebago County from our two participating hospitals and the red line shows the regional ILI percentage for all counties participating in ESSENCE. For CDC Week 6, Winnebago County reported an ILI percent of **.92**, lower than the regional ILI percent of **1.56**.

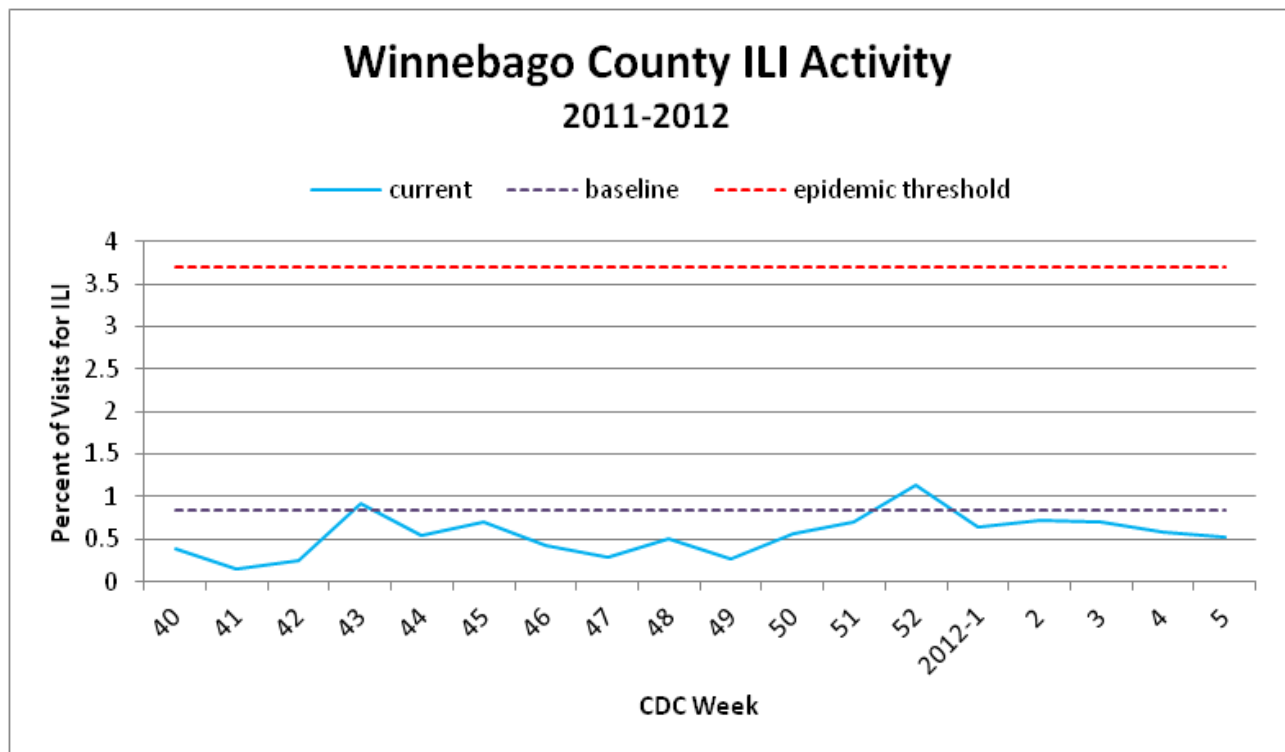


Figure 3 is the representation of all visits from our sentinel sites not participating in Essence for ILI. No ILI activity was reported from the 2 sentinel sites that reported. One site did not report for CDC Week 6.

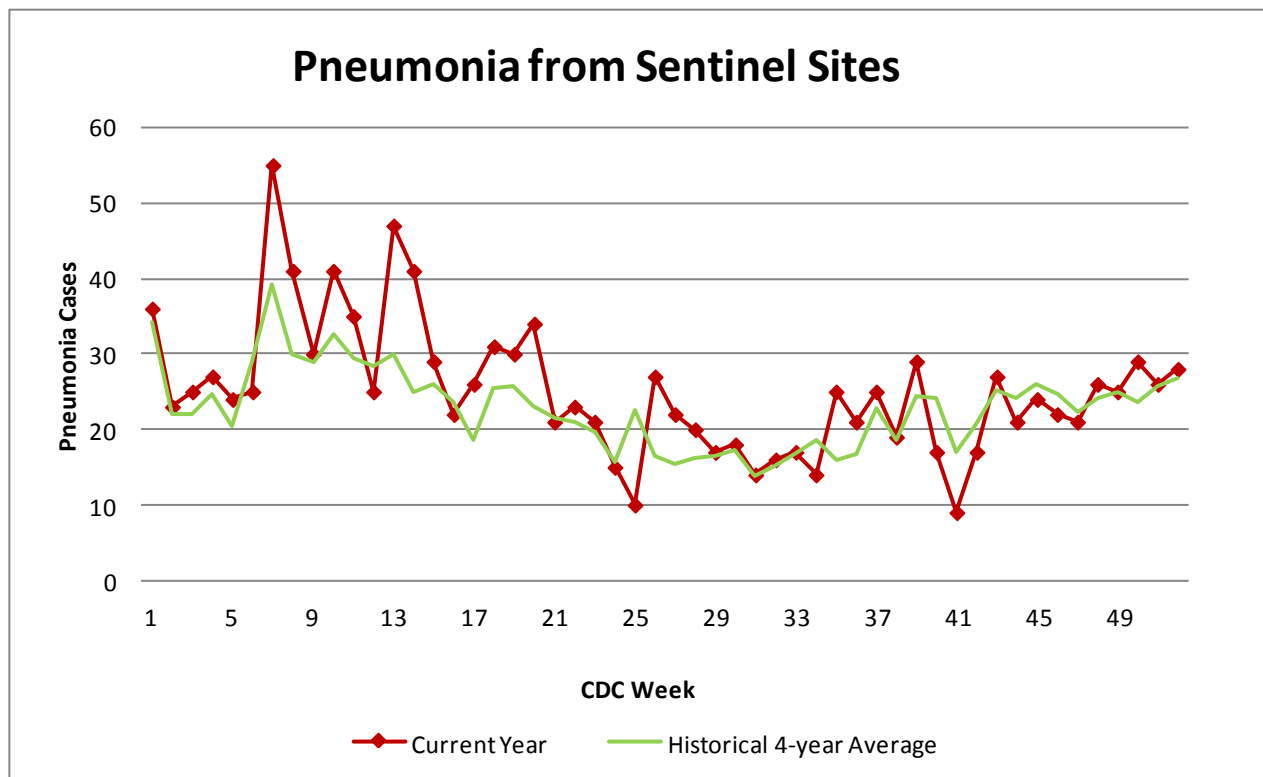


Figure 4 compares the current number of pneumonia hospital admissions (red line) against the 4-year historical average (the green line). For CDC Week 6, we have 25 total hospital admittances reported. Note that all data are preliminary and numbers for weeks 4, 5, and 6 are still arriving.

Outside the County:

Illinois influenza activity (as of Week 6):

Illinois reported Regional INFLUENZA ACTIVITY

During week 6, the following influenza activity was:

- Widespread influenza activity was reported by 1 state (California).
- Regional influenza activity was reported by 12 states (Alabama, Colorado, Illinois, Iowa, Kansas, Kentucky, Missouri, Nevada, Oklahoma, Texas, Utah, and Virginia).
- Local influenza activity was reported by 17 states (Arizona, Connecticut, Georgia, Idaho, Massachusetts, Michigan, Minnesota, Montana, Nebraska, New Hampshire, New Jersey, New York, Pennsylvania, South Carolina, South Dakota, Washington, and Wyoming).
- Sporadic influenza activity was reported by the District of Columbia, Guam, and 20 states (Alaska, Arkansas, Delaware, Florida, Hawaii, Indiana, Louisiana, Maine, Maryland, Mississippi, New Mexico, North Carolina, North Dakota, Ohio, Oregon, Rhode Island, Tennessee, Vermont, West Virginia, and Wisconsin).
- No influenza activity was reported by the U.S. Virgin Islands



Public Health
Prevent. Promote. Protect.

ILI Activity Level (Influenza like Illnesses reported Week 6)

Illinois is **LOW** on the scale