




Winnebago County Health Department



Weekly Influenza Surveillance Report CDC Week 8 February 19th -February 25th, 2012

In Brief:

Mortality

Confirmed deaths from Pneumonia/Influenza Week 8: **7**

Percent of deaths due to Pneumonia/Influenza Week 8: **11.86%**

Influenza-Like Illness Surveillance

Sentinel Site ILI rate -Week 8 ending February 25th: **1.10 %**

Pneumonia Hospital Admissions

Week 8 Ending February 25th: **20**

Previous Week 7 Ending February 18th: **46**

Note: Numbers include 2 hospitals and are one week behind due to reporting methods.

School Attendance Week 8 Ending February 18th: **99.9%**

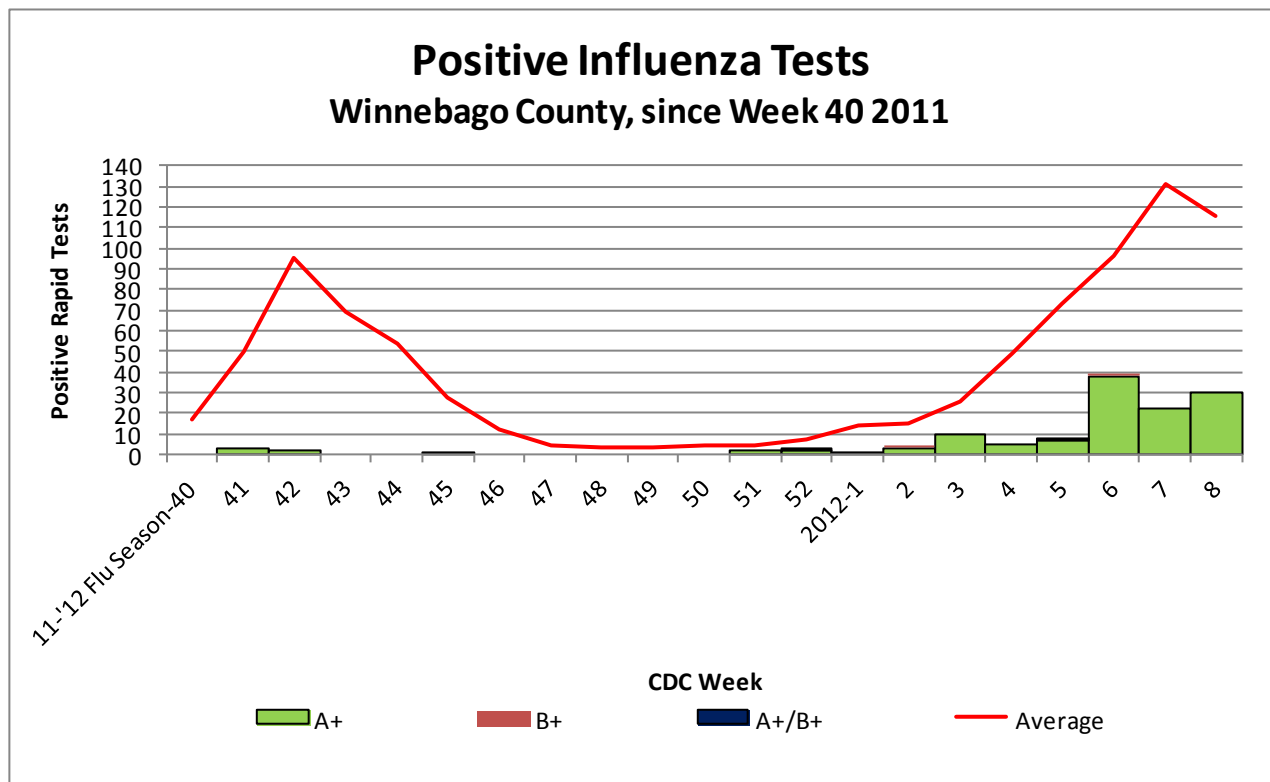


Figure 1 displays the current number of rapid flu cases reported to our department and broken down by influenza sub-typing compared to a 4-year historical average (the red line). 123 total positive rapid flu cases have been reported for the 2011-12 flu season. 30 cases of influenza have been reported for week 8.

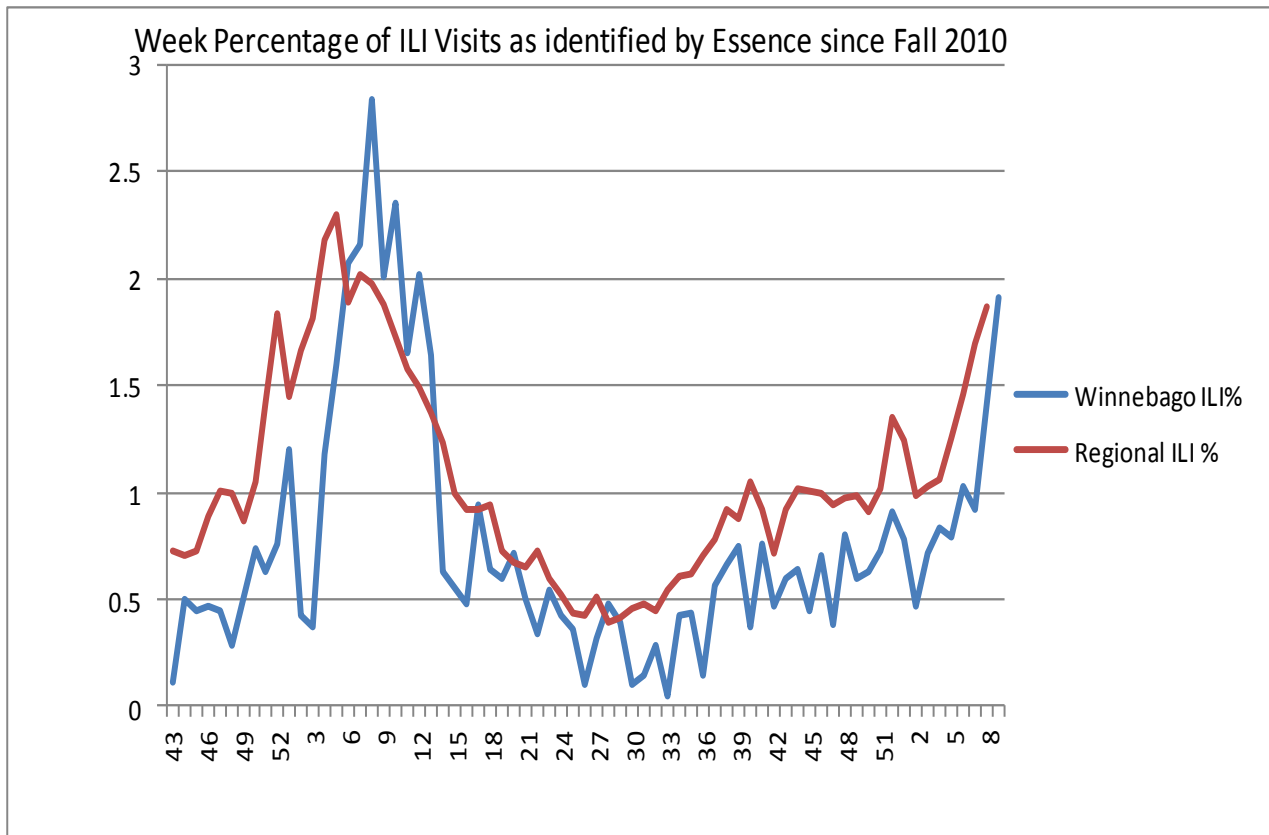


Figure 2 displays the weekly percentage of Influenza-Like Illness (ILI) as identified by the Essence Syndromic Surveillance System. The blue line shows the percentage of ILI Emergency Department visits in Winnebago County from our two participating hospitals and the red line shows the regional ILI percentage for all counties participating in ESSENCE. For CDC Week 8, Winnebago County reported an ILI percent of **1.91**, higher than the regional ILI percent of **1.87**.

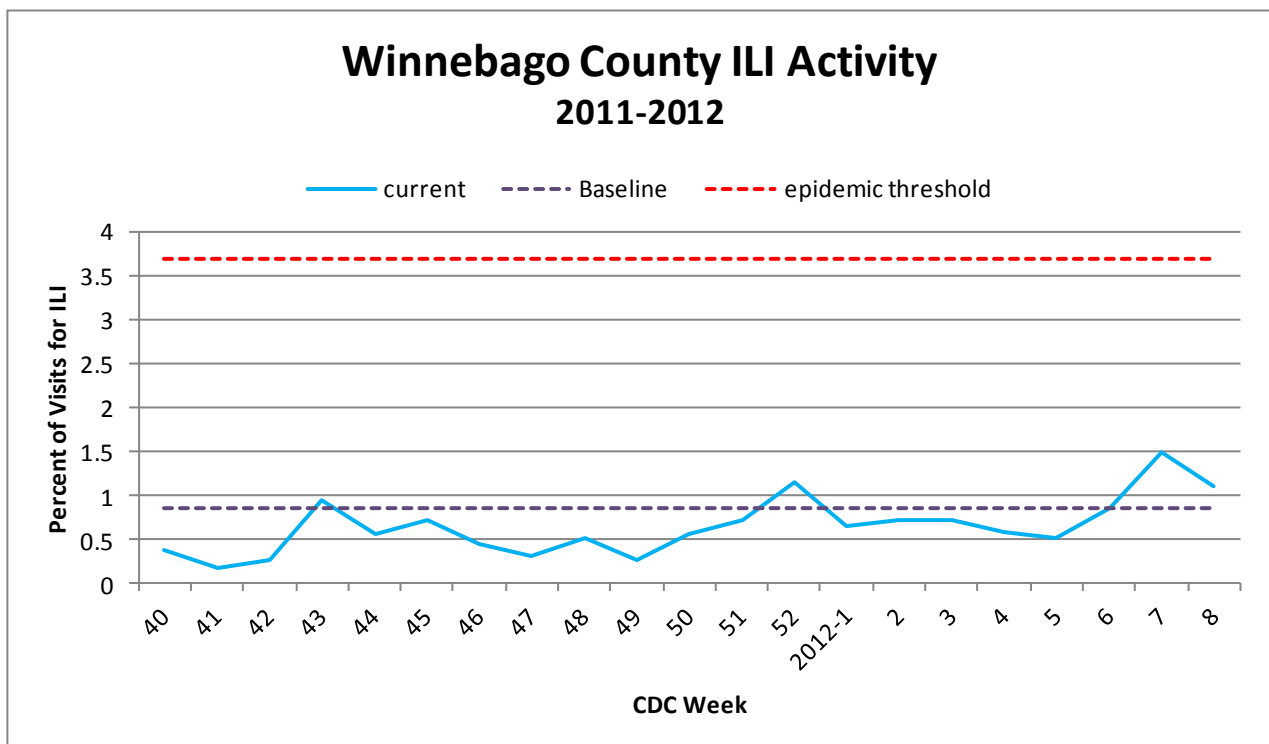


Figure 3 is the representation of all visits from our sentinel sites not participating in Essence for ILI. ILI activity among the three sites for CDC Week 8 was 1.10%.

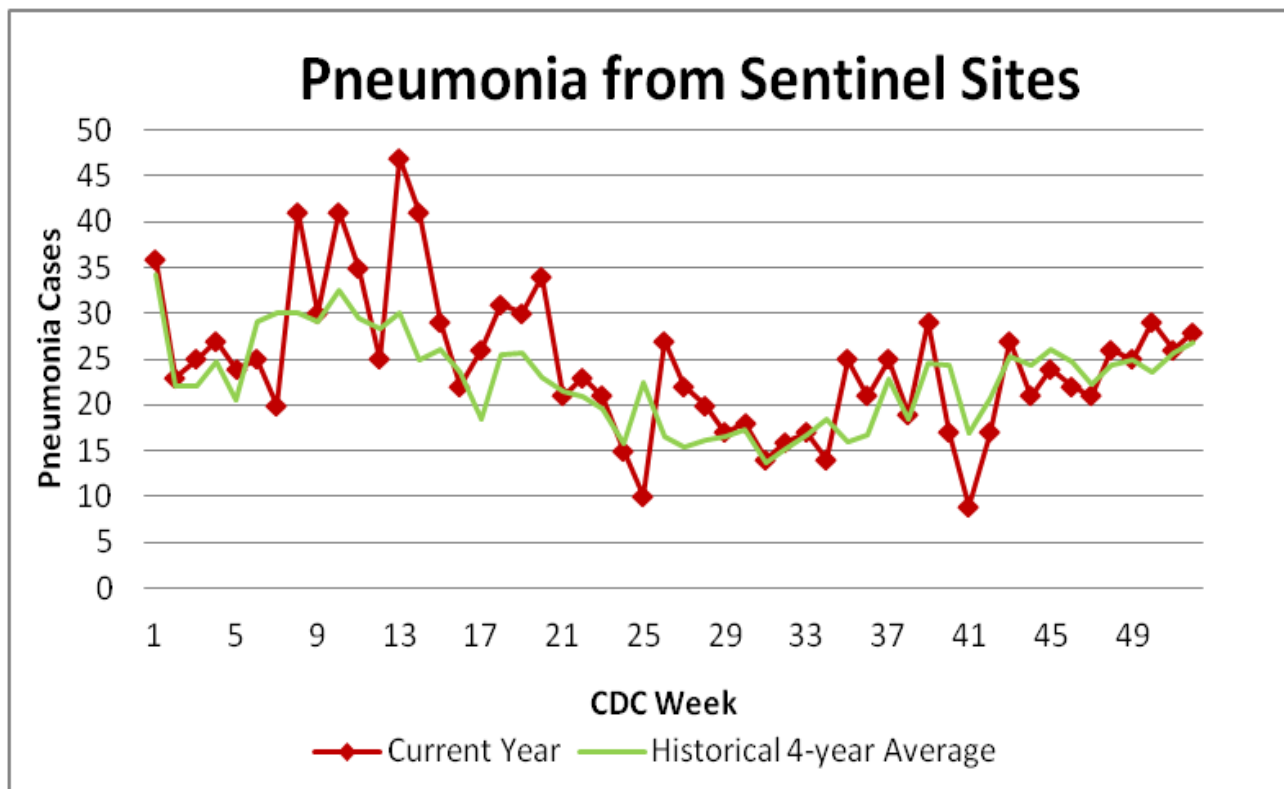


Figure 4 compares the current number of pneumonia hospital admissions (red line) against the 4-year historical average (the green line). For CDC Week 8, we have 20 total hospital admittances reported. Note that all data are preliminary and numbers for weeks 6, 7, and 8 are still arriving.

Outside the County:

Illinois influenza activity (as of Week 8):

Illinois reported Regional INFLUENZA ACTIVITY

During week 8, the following influenza activity was

- Widespread influenza activity was reported by 6 states (California, Colorado, Illinois, Nevada, Oklahoma, and Virginia).
- Regional influenza activity was reported by 18 states (Alabama, Florida, Iowa, Kansas, Kentucky, Massachusetts, Michigan, Minnesota, Missouri, Montana, Nebraska, New York, South Dakota, Texas, Utah, Washington, Wisconsin, and Wyoming).
- Local influenza activity was reported by 13 states (Arizona, Arkansas, Connecticut, Georgia, Idaho, Louisiana, Mississippi, New Hampshire, New Mexico, North Dakota, Ohio, Pennsylvania, and South Carolina).
- Sporadic influenza activity was reported by the District of Columbia, Guam, Puerto Rico and 12 states (Alaska, Delaware, Hawaii, Indiana, Maine, Maryland, North Carolina, Oregon, Rhode Island, Tennessee, Vermont, and West Virginia).
- No influenza activity was reported by the U.S. Virgin Islands



Questions/Comments?

Health Promotion and Protection
Winnebago County
Health Department
PO Box 4009
401 Division Street
Rockford, IL 61110-0509
815-720-4050



Public Health
Prevent. Promote. Protect.

ILI Activity Level (Influenza like Illnesses reported Week 8)

Illinois is **MODERATE** on the scale