



# Winnebago County Health Department



## Weekly Influenza Surveillance Report CDC Week 11 March 10th– March 16th, 2013

### In Brief:

#### **Mortality**

Confirmed deaths from Pneumonia Week 11: **7**

Percent of deaths due to Pneumonia Week 11: **13.46**

#### **Influenza-Like Illness Surveillance**

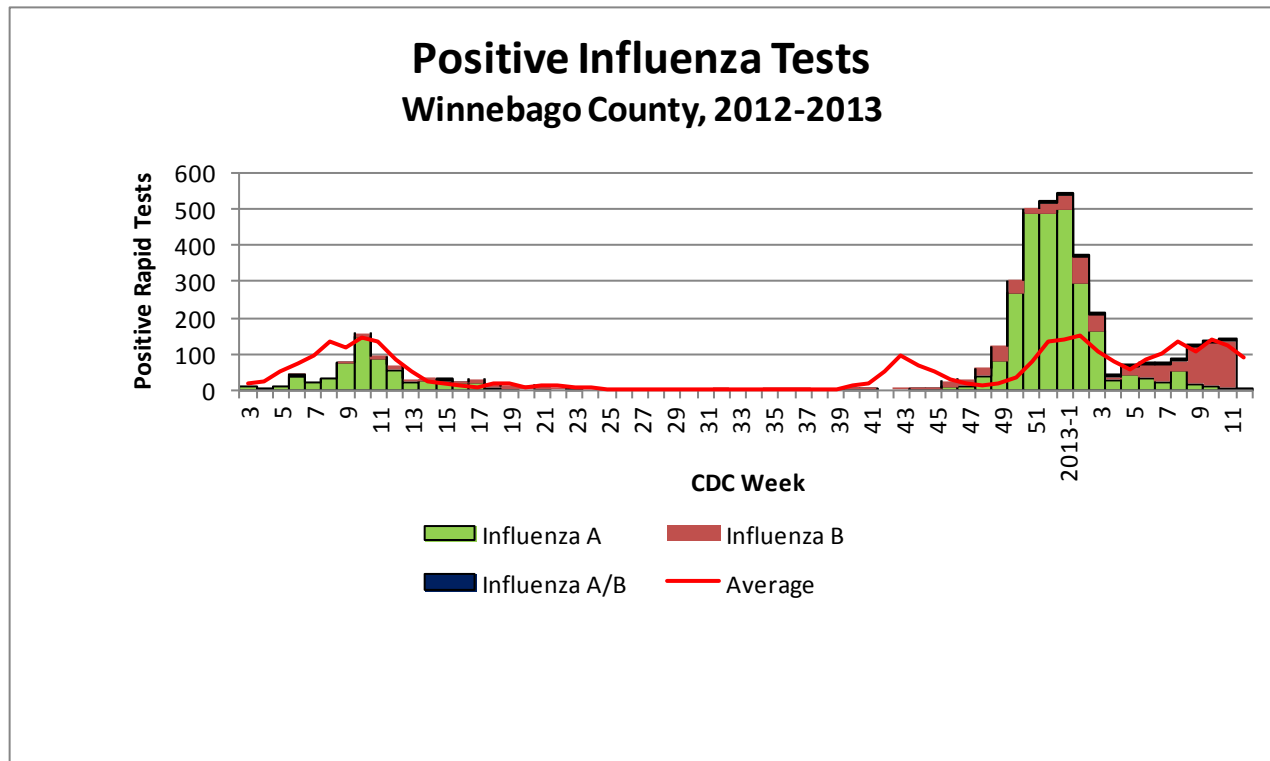
Sentinel Site ILI rate -Week 11 Ending March 16th: **1.33 %**

#### **Pneumonia Hospital Admissions**

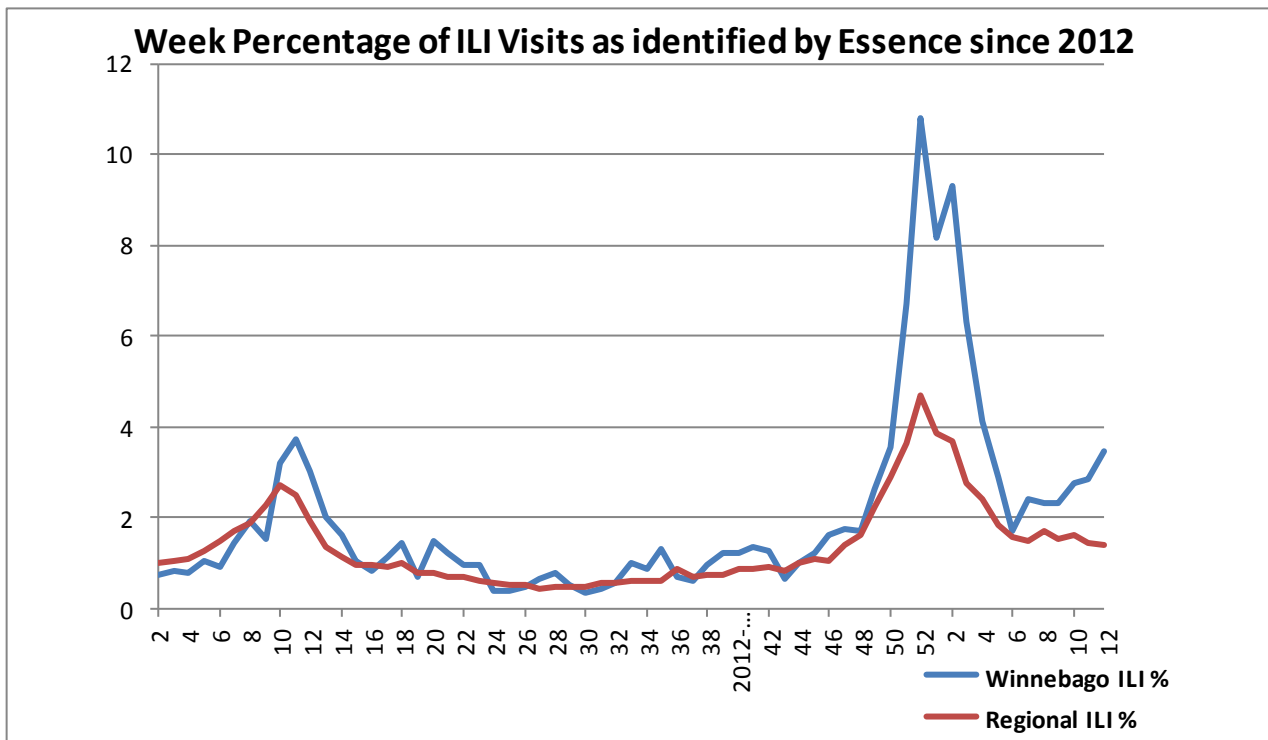
Week 11 Ending March 16th: **25**

Previous Week 10 Ending March 9th: **24**

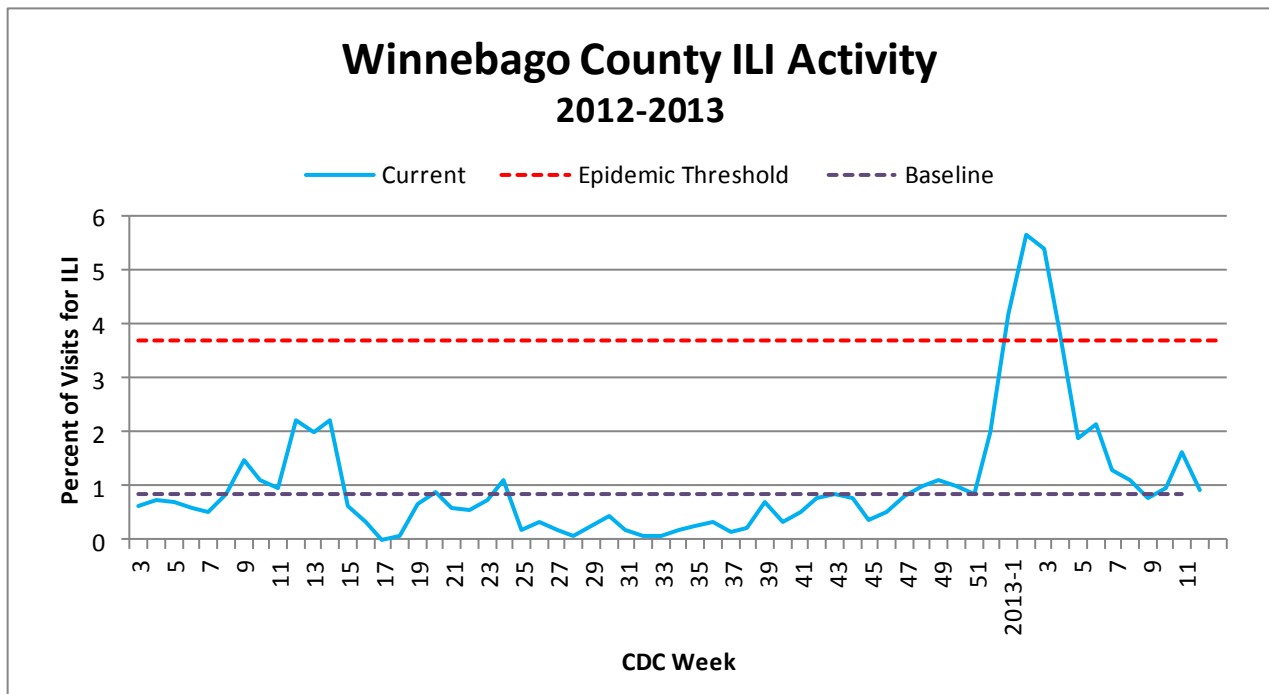
Note: Numbers include 2 hospitals and are one week behind due to reporting methods.



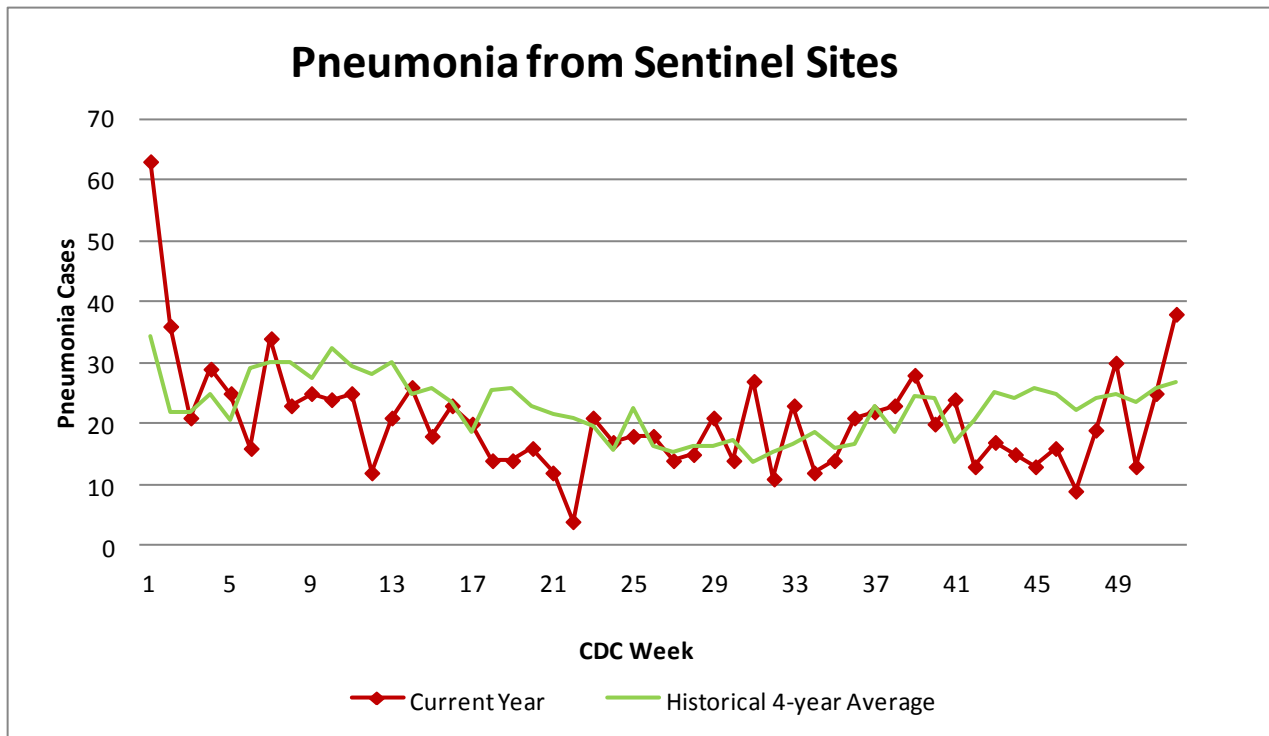
**Figure 1** displays the current number of rapid flu cases reported to WCHD and broken down by influenza sub-typing compared to a 4-year historical average (the red line). The average is elevated due to the inclusion of H1N1 data from 2009. 3,551 total positive rapid flu cases have been reported for the 2012-2013 flu season. 138 cases of influenza have been reported for week 11.



**Figure 2** displays the weekly percentage of Influenza-Like Illness (ILI) as identified by the Essence Syndromic Surveillance System. The blue line shows the percentage of ILI Emergency Department visits in Winnebago County from our two participating hospitals. The red line shows the regional ILI percentage for counties participating in Essence. This graph displays the most current Essence data, which is through CDC Week 12. The last week shown is preliminary data depending on how much data is available for the week. ILI for CDC Week 12 for Winnebago County is 3.47% , compared with Regional ILI at 1.38% .



**Figure 3** is the representation of visits from our sentinel sites not participating in Essence for ILI. ILI activity among the three sites reporting for CDC Week 11 was: **1.33%**



**Figure 4** compares the current number of pneumonia hospital admissions (red line) against the 4-year historical average (the green line). For CDC Week 11, we have 25 total hospital admittances reported. Note that all data are preliminary and numbers for weeks 9, 10, and 11 are still arriving.

**Outside the County:**

**Regional Influenza Activity (as of Week 11)**

During week 11, the following influenza activity was reported:

- Widespread influenza activity was reported by 7 states (Connecticut, Massachusetts, Nevada, New Jersey, New York, North Carolina, and Ohio).
- Puerto Rico and 8 states reported regional influenza activity (Alaska, California, Michigan, Montana, Oklahoma, Pennsylvania, Utah, and Virginia).
- Twenty-six states reported local influenza activity (Alabama, Arizona, Arkansas, Georgia, Idaho, Illinois, Iowa, Kentucky, Louisiana, Maryland, Minnesota, Mississippi, Missouri, Nebraska, New Hampshire, New Mexico, Oregon, Rhode Island, South Carolina, South Dakota, Tennessee, Texas, Washington, West Virginia, Wisconsin, and Wyoming).
- Nine states reported sporadic influenza activity (Colorado, Delaware, Florida, Hawaii, Indiana, Kansas, Maine, North Dakota, and Vermont).
- Guam reported no influenza activity.
- The U.S. Virgin Islands and the District of Columbia did not report.



**Questions/  
Comments**

Health Promotion and  
Protection  
Winnebago County  
Health Department  
PO Box 4009  
401 Division Street



**Public Health**  
Prevent. Promote. Protect.

**Influenza Like Illness ( as of Week 11)**

Illinois is Minimal on the scale