



**Weekly Influenza Surveillance Report
CDC Week 12 March 17th– March 23rd, 2013**

In Brief:

Mortality

Confirmed deaths from Pneumonia Week 12: **2**

Percent of deaths due to Pneumonia Week 12: **3.6%**

Influenza-Like Illness Surveillance

Sentinel Site ILI rate -Week 12 Ending March 23rd: **1.93%**

Pneumonia Hospital Admissions

Week 12 Ending March 23rd: **11**

Previous Week 11 Ending March 16th: **25**

Note: Numbers include 2 hospitals and are one week behind due to reporting methods.

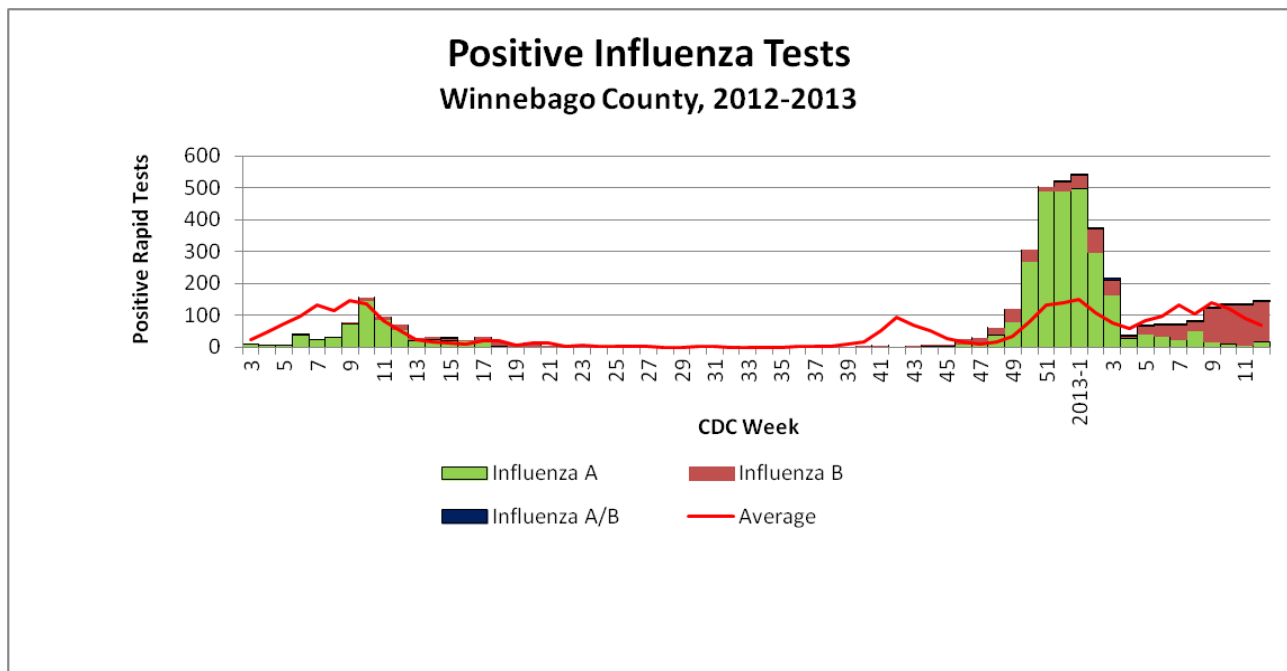


Figure 1 displays the current number of rapid flu cases reported to WCHD and broken down by influenza sub-typing compared to a 4-year historical average (the red line). The average is elevated due to the inclusion of H1N1 data from 2009. 3,694 total positive rapid flu cases have been reported for the 2012-2013 flu season. 143 cases of influenza have been reported for week 12.

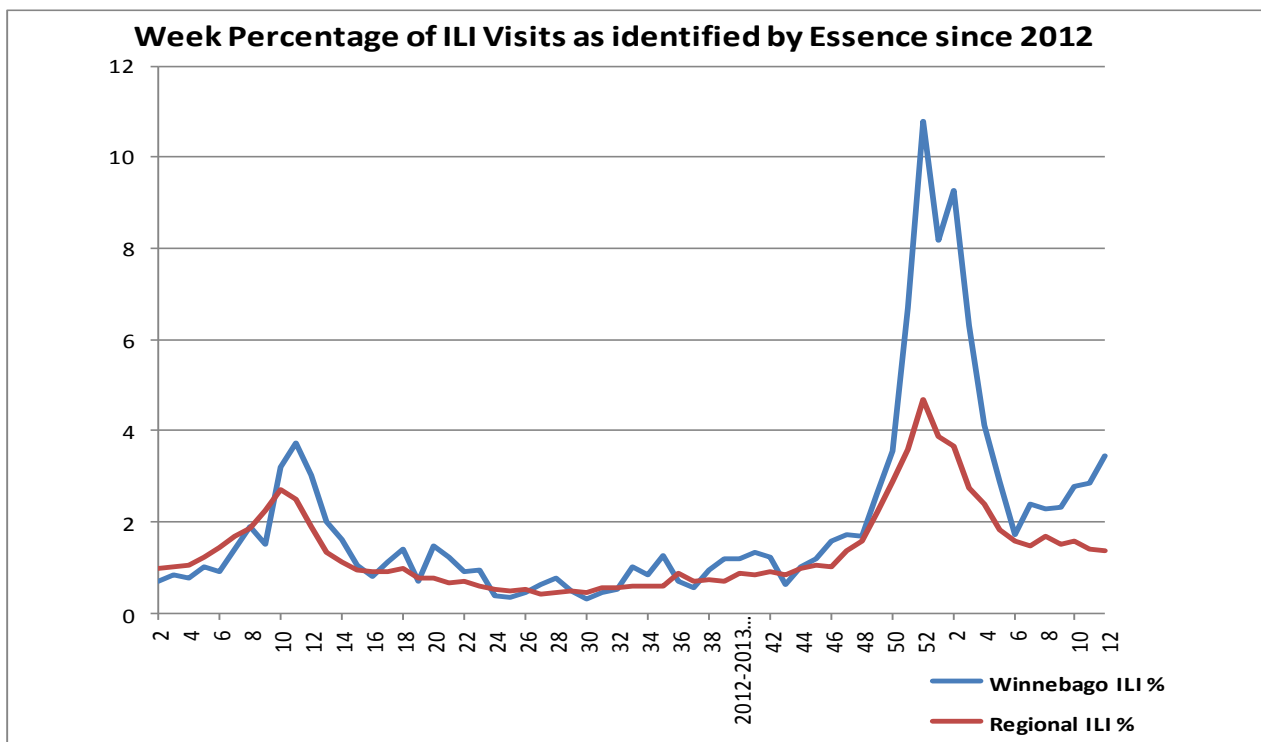


Figure 2 displays the weekly percentage of Influenza-Like Illness (ILI) as identified by the Essence Syndromic Surveillance System. The blue line shows the percentage of ILI Emergency Department visits in Winnebago County from our two participating hospitals. The red line shows the regional ILI percentage for counties participating in Essence. This graph displays the most current Essence data, which is through CDC Week 12. The last week shown is preliminary data depending on how much data is available for the week. ILI for CDC Week 12 for Winnebago County is 3.47% , compared with Regional ILI at 1.38% .

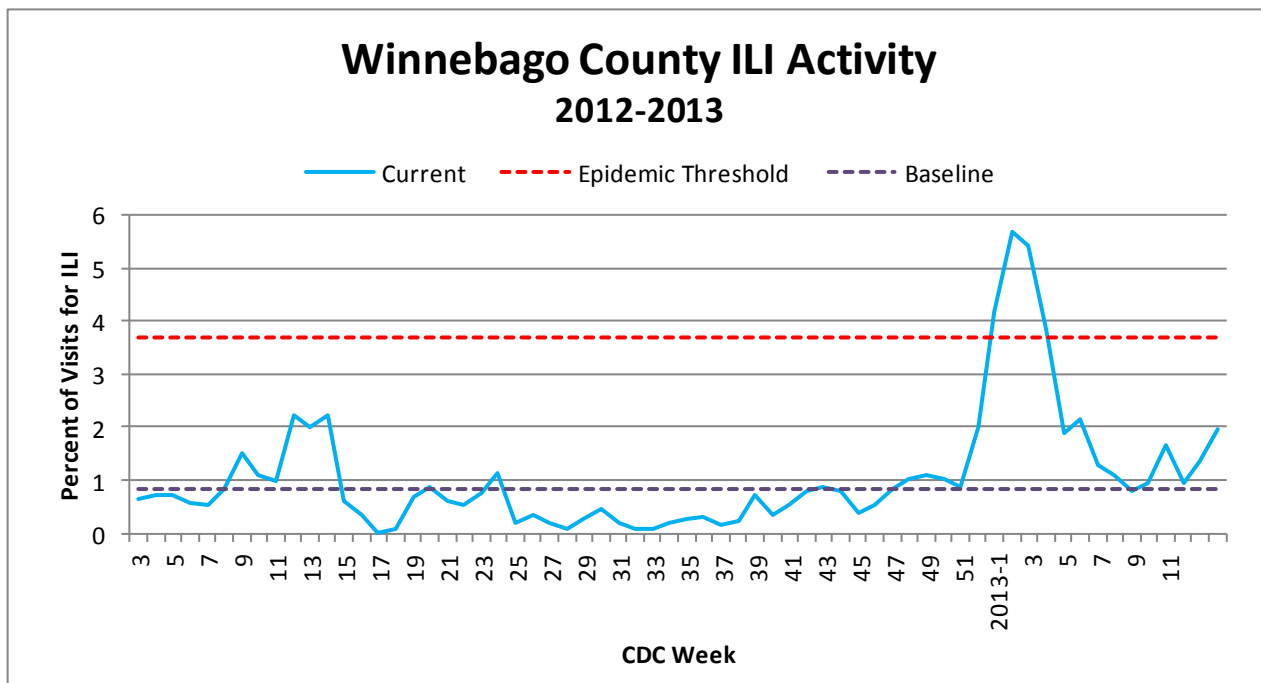


Figure 3 is the representation of visits from our sentinel sites not participating in Essence for ILI. ILI activity among the three sites reporting for CDC Week 12 was: **1.93%**

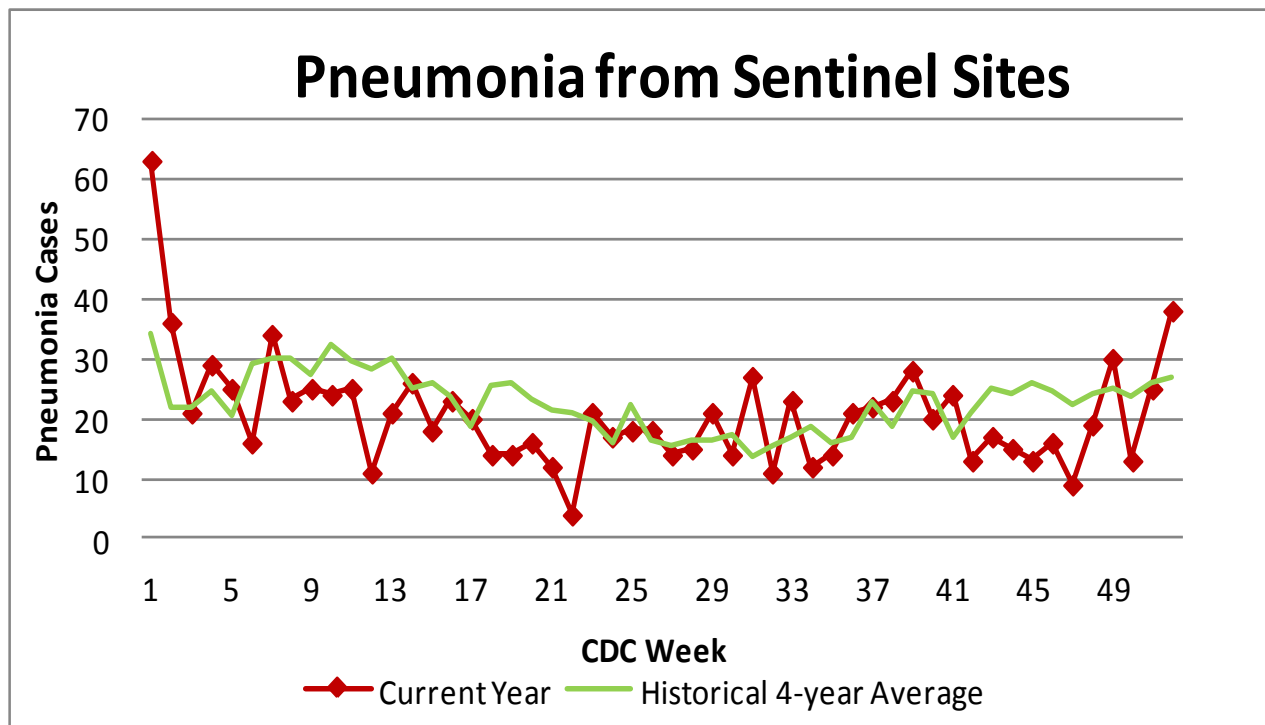


Figure 4 compares the current number of pneumonia hospital admissions (red line) against the 4-year historical average (the green line). For CDC Week 12, we have 11 total hospital admittances reported. Note that all data are preliminary and numbers for weeks 10, 11, and 12 are still arriving.

Outside the County:

Regional Influenza Activity (as of Week 12)

During week 12, the following influenza activity was reported:

- Widespread influenza activity was reported by 6 states (Connecticut, Massachusetts, Nevada, New Jersey, New York, and North Carolina).
- Puerto Rico and 8 states reported regional influenza activity (Alaska, Kentucky, New Hampshire, Ohio, Oklahoma, Oregon, Pennsylvania, and Virginia).
- The District of Columbia and 23 states reported local influenza activity (Alabama, Arizona, Arkansas, California, Georgia, Idaho, Illinois, Iowa, Louisiana, Michigan, Minnesota, Missouri, Montana, Nebraska, North Dakota, Rhode Island, South Carolina, South Dakota, Tennessee, Texas, West Virginia, Wisconsin, and Wyoming).
- Eleven states reported sporadic influenza activity (Colorado, Florida, Hawaii, Indiana, Maine, Maryland, Mississippi, New Mexico, Utah, Vermont, and Washington).
- Guam and one state (Kansas) reported no influenza activity.
- The U.S. Virgin Islands and one state (Delaware) did not report.



**Questions/
Comments**

Health Promotion and
Protection
Winnebago County
Health Department
PO Box 4009
401 Division Street



Public Health
Prevent. Promote. Protect.

Influenza Like Illness (as of Week 12)

Illinois is LOW on the scale