



Weekly Influenza Surveillance Report CDC Week 15 April 7th– April 13th, 2013

In Brief:

Mortality

Confirmed deaths from Pneumonia Week 15: **5**

Percent of deaths due to Pneumonia Week 15: **8.19%**

Influenza-Like Illness Surveillance

Sentinel Site ILI rate -Week 15 Ending April 13th: **0.0%**

Note: 1 site did not report

Pneumonia Hospital Admissions

Week 15 Ending April 13th: **20**

Previous Week 14 Ending April 6th: **19**

Note: Numbers include 2 hospitals and are one week behind due to reporting methods.

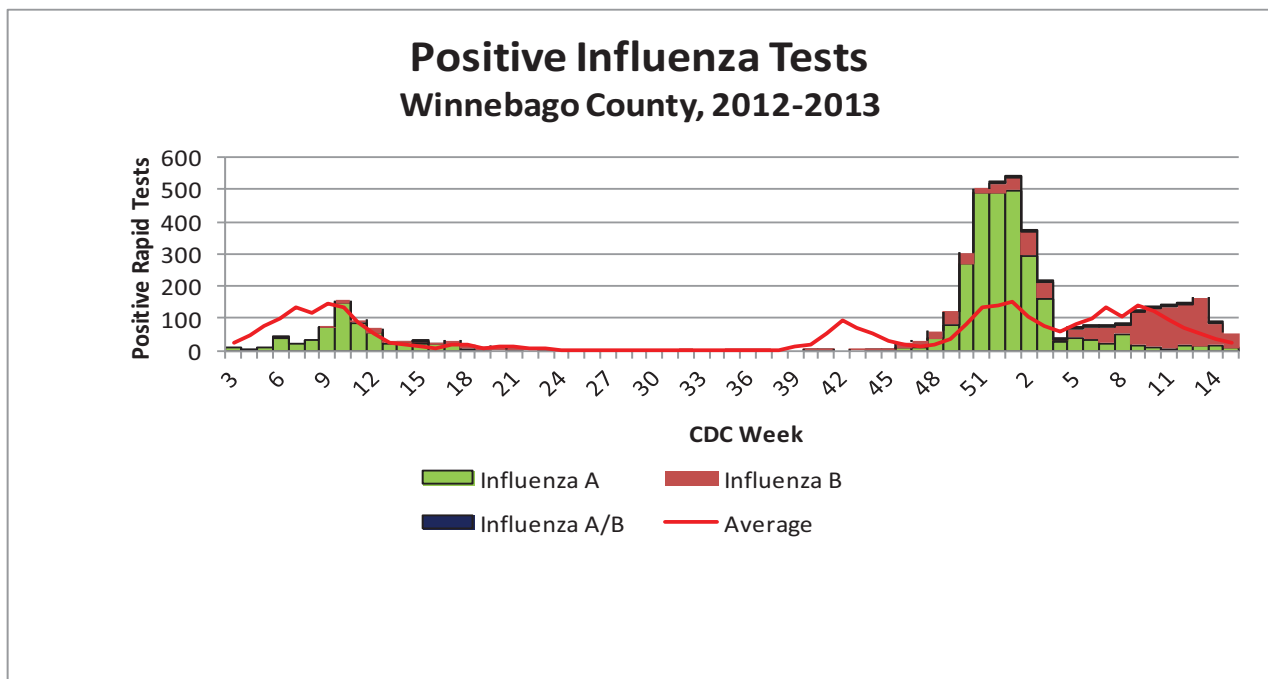


Figure 1 displays the current number of rapid flu cases reported to WCHD and broken down by influenza sub-typing compared to a 4-year historical average (the red line). The average is elevated due to the inclusion of H1N1 data from 2009. 3,997 total positive rapid flu cases have been reported for the 2012-2013 flu season. 54 cases of influenza have been reported for week 15.

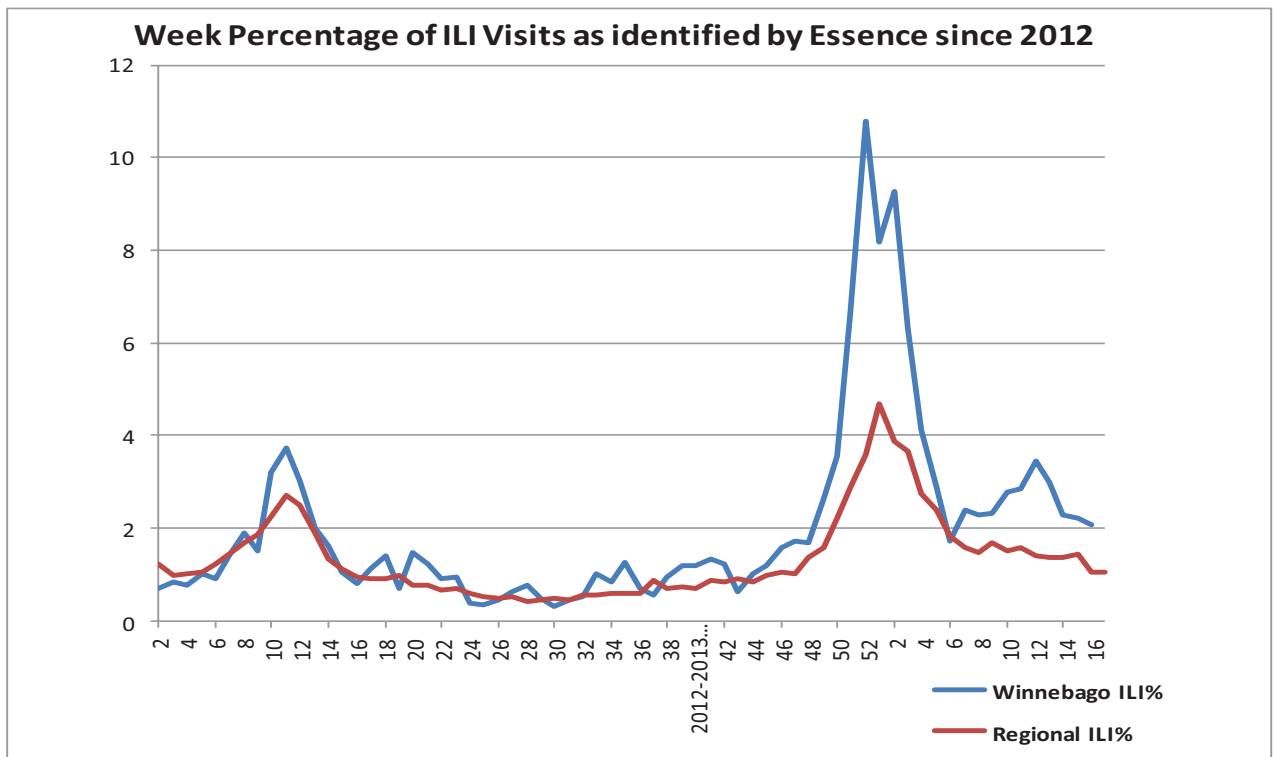


Figure 2 displays the weekly percentage of Influenza-Like Illness (ILI) as identified by the Essence Syndromic Surveillance System. The blue line shows the percentage of ILI Emergency Department visits in Winnebago County from our two participating hospitals. The red line shows the regional ILI percentage for counties participating in Essence. This graph displays the most current Essence data, which is through CDC Week 16. The last week shown is preliminary data depending on how much data is available for the week. ILI for CDC Week 16 for Winnebago County is 2.07% , compared with Regional ILI at 1.05% .

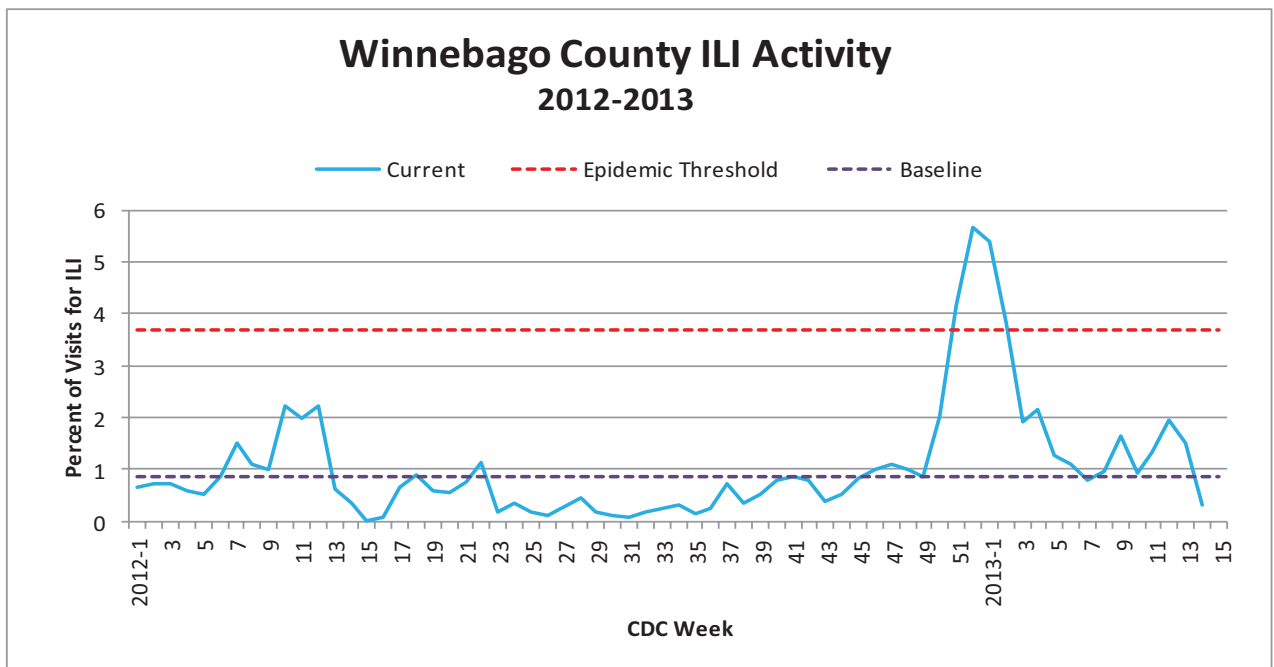


Figure 3 is the representation of visits from our sentinel sites not participating in Essence for ILI. ILI activity among the two sites reporting for CDC Week 15 was: 0.0%

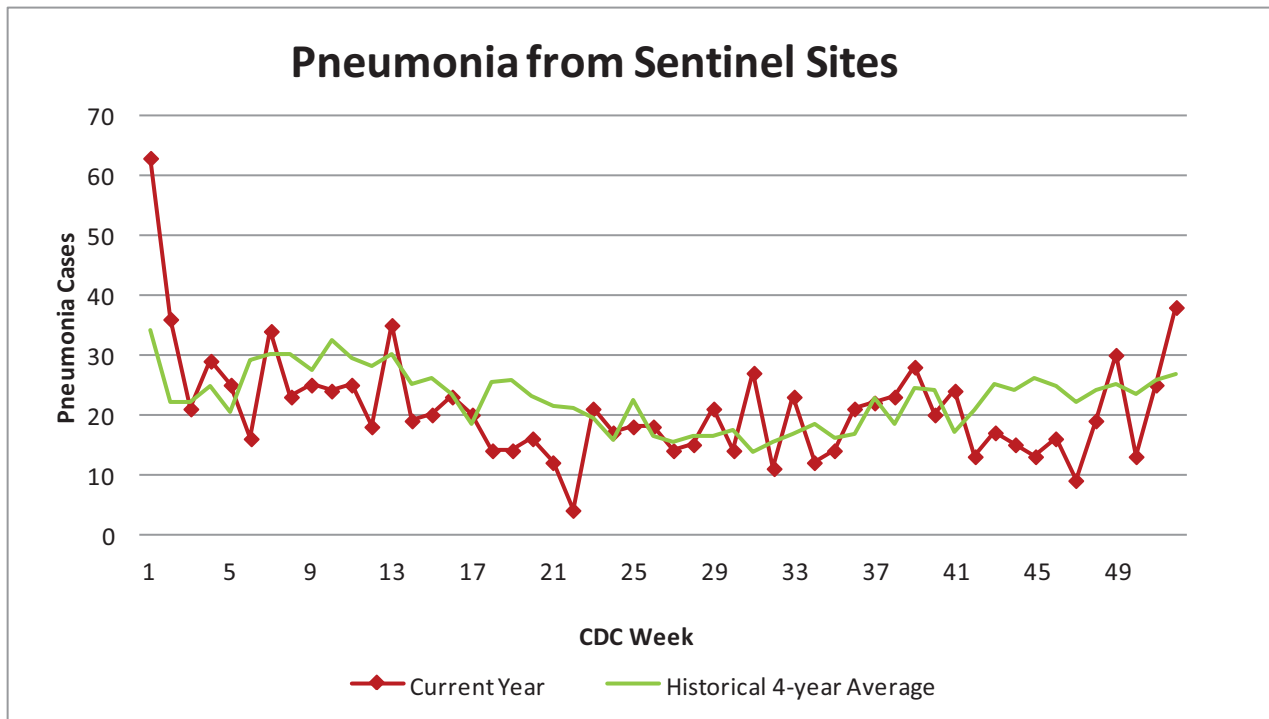


Figure 4 compares the current number of pneumonia hospital admissions (red line) against the 4-year historical average (the green line). For CDC Week 15, we have 20 total hospital admittances reported. Note that all data are preliminary and numbers for weeks 13, 14, and 15 are still arriving.

Outside the County:

Regional Influenza Activity (as of Week 15)

During week 15, the following influenza activity was reported:

- **Widespread influenza activity was reported by 3 states (Connecticut, Massachusetts, and New York).**
- **Six states reported regional influenza activity (Hawaii, Maine, New Hampshire, New Jersey, Ohio, and Pennsylvania).**
- **Puerto Rico and 8 states reported local influenza activity (Alaska, Arizona, Illinois, Louisiana, Michigan, North Carolina, Oklahoma, and Virginia).**
- **The District of Columbia and 33 states reported sporadic influenza activity (Alabama, Arkansas, California, Colorado, Delaware, Florida, Georgia, Idaho, Indiana, Iowa, Kansas, Kentucky, Maryland, Minnesota, Mississippi, Missouri, Montana, Nebraska, Nevada, New Mexico, North Dakota, Oregon, Rhode Island, South Carolina, South Dakota, Tennessee, Texas, Utah, Vermont, Washington, West Virginia, Wisconsin, and Wyoming).**
- **Guam reported no influenza activity.**
- **The U.S. Virgin Islands did not report.**



**Questions/
Comments**

Health Promotion and
Protection
Winnebago County
Health Department
PO Box 4009
401 Division Street



Public Health
Prevent. Promote. Protect.

Influenza Like Illness (as of Week 15)

Illinois is **MINIMAL** on the scale