



Weekly Influenza Surveillance Report CDC Week 5 January 27th-February 2nd, 2013

In Brief:

Mortality

Confirmed deaths from Pneumonia Week 5: **12**
Percent of deaths due to Pneumonia Week 5: **17.3%**

Influenza-Like Illness Surveillance

Sentinel Site ILI rate -Week 5 Ending February 2nd: **1.27 %**

Pneumonia Hospital Admissions

Week 5 Ending February 2nd: **25**
Previous Week 4 Ending January 26th: **29**
Note: Numbers include 2 hospitals and are one week behind due to reporting methods.

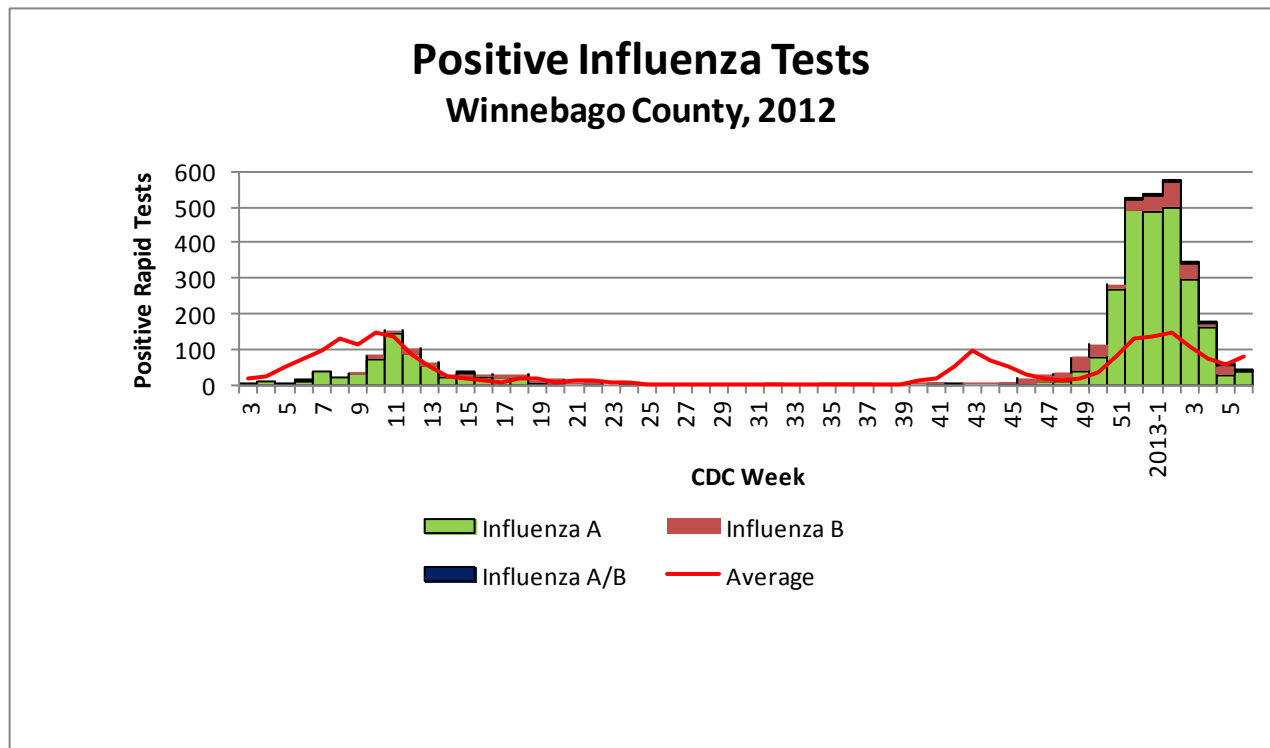


Figure 1 displays the current number of rapid flu cases reported to WCHD and broken down by influenza sub-typing compared to a 4-year historical average (the red line). The average is elevated due to the inclusion of H1N1 data from 2009. 2,800 total positive rapid flu cases have been reported for the 2012-2013 flu season. 67 cases of influenza have been reported for week 5.

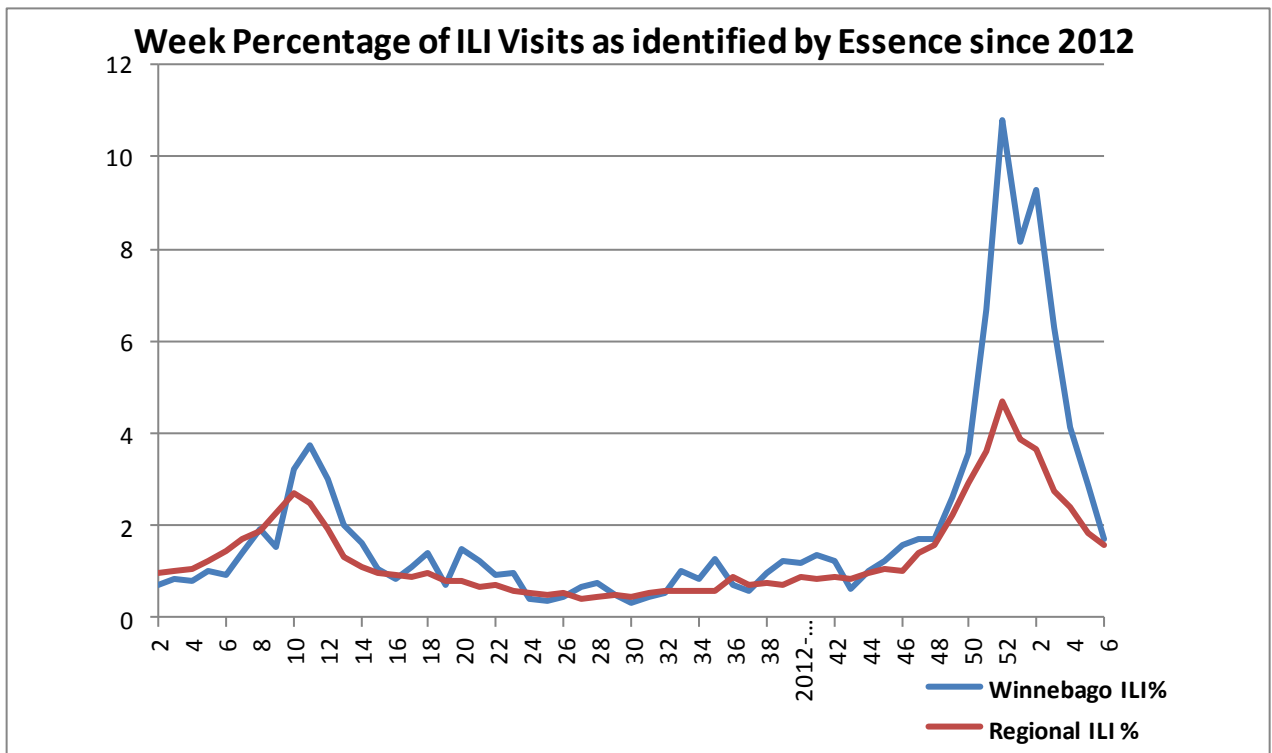


Figure 2 displays the weekly percentage of Influenza-Like Illness (ILI) as identified by the Essence Syndromic Surveillance System. The blue line shows the percentage of ILI Emergency Department visits in Winnebago County from our two participating hospitals. The red line shows the regional ILI percentage for counties participating in Essence. This graph displays the most current Essence data, which is through CDC Week 6. The last week shown is preliminary data depending on how much data is available for the week. ILI for CDC Week 6 for Winnebago County is **1.71%** , compared with Regional ILI at **1.58%**.

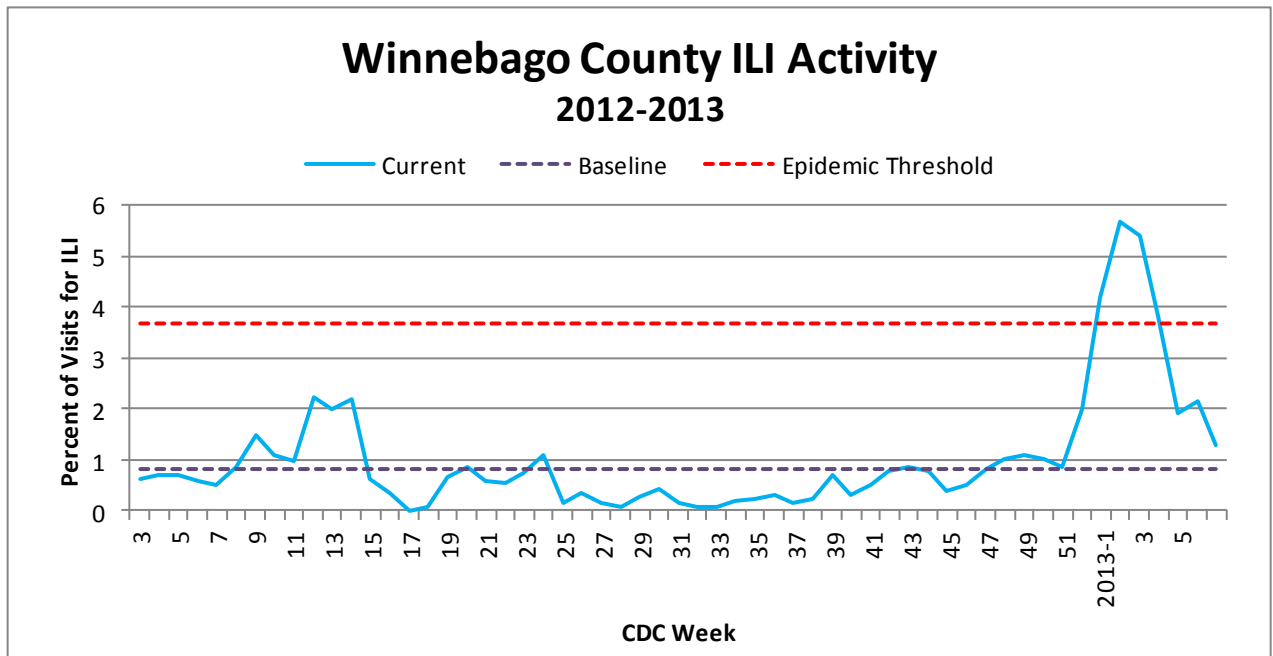


Figure 3 is the representation of visits from our sentinel sites not participating in Essence for ILI. ILI activity among the three sites reporting for CDC Week 5 was: **1.27%**.

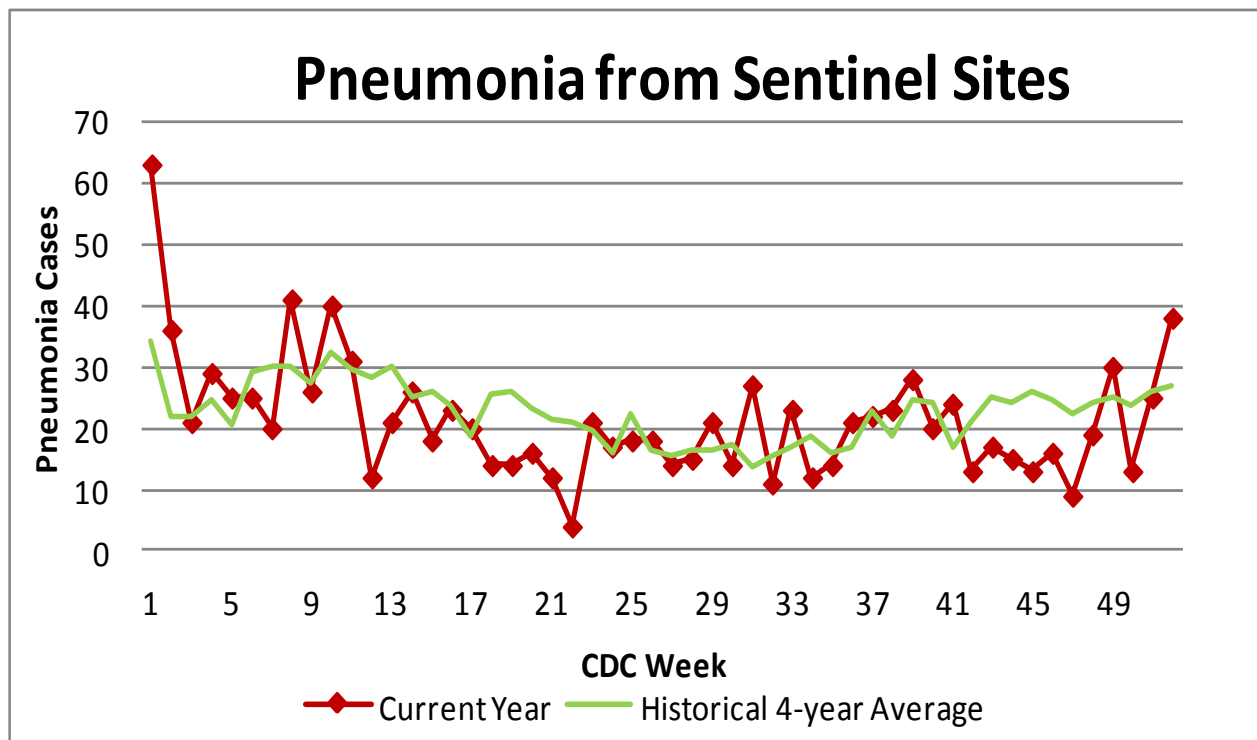


Figure 4 compares the current number of pneumonia hospital admissions (red line) against the 4-year historical average (the green line). For CDC Week 5, we have 25 total hospital admittances reported. Note that all data are preliminary and numbers for weeks 3, 4, and 5 are still arriving.

Outside the County:

Regional Influenza Activity (as of Week 5)

During week 5, the following influenza activity was reported:

- Widespread influenza activity was reported by 38 states (Alaska, Arizona, Arkansas, California, Colorado, Connecticut, Florida, Kentucky, Idaho, Illinois, Indiana, Iowa, Kansas, Maine, Maryland, Massachusetts, Michigan, Minnesota, Missouri, Montana, Nevada, New Hampshire, New Jersey, New Mexico, New York, Ohio, Oklahoma, Oregon, Pennsylvania, Rhode Island, South Dakota, Utah, Vermont, Virginia, Washington, West Virginia, Wisconsin, and Wyoming).
- Regional influenza activity was reported by 9 states (Alabama, Louisiana, Mississippi, Nebraska, North Carolina, North Dakota, South Carolina, Tennessee, and Texas).
- The District of Columbia, Puerto Rico, and two states (Georgia and Hawaii) reported local influenza activity.
- One state reported sporadic influenza activity (Delaware).
- Guam reported no influenza activity.
- The U.S. Virgin Islands did not report.
-

ILI Activity Level (Influenza Like Illnesses reported Week 5)

Illinois is HIGH on the scale



**Questions/
Comments?**

**Health Promotion and
Protection
Winnebago County
Health Department
PO Box 4009
401 Division Street**



Public Health
Prevent. Promote. Protect.