



**Weekly Influenza Surveillance Report  
CDC Week 9 February 24th– March 2nd, 2013**

**In Brief:**

***Mortality***

Confirmed deaths from Pneumonia Week 9: **3**

Percent of deaths due to Pneumonia Week 9: **5.7%**

***Influenza-Like Illness Surveillance***

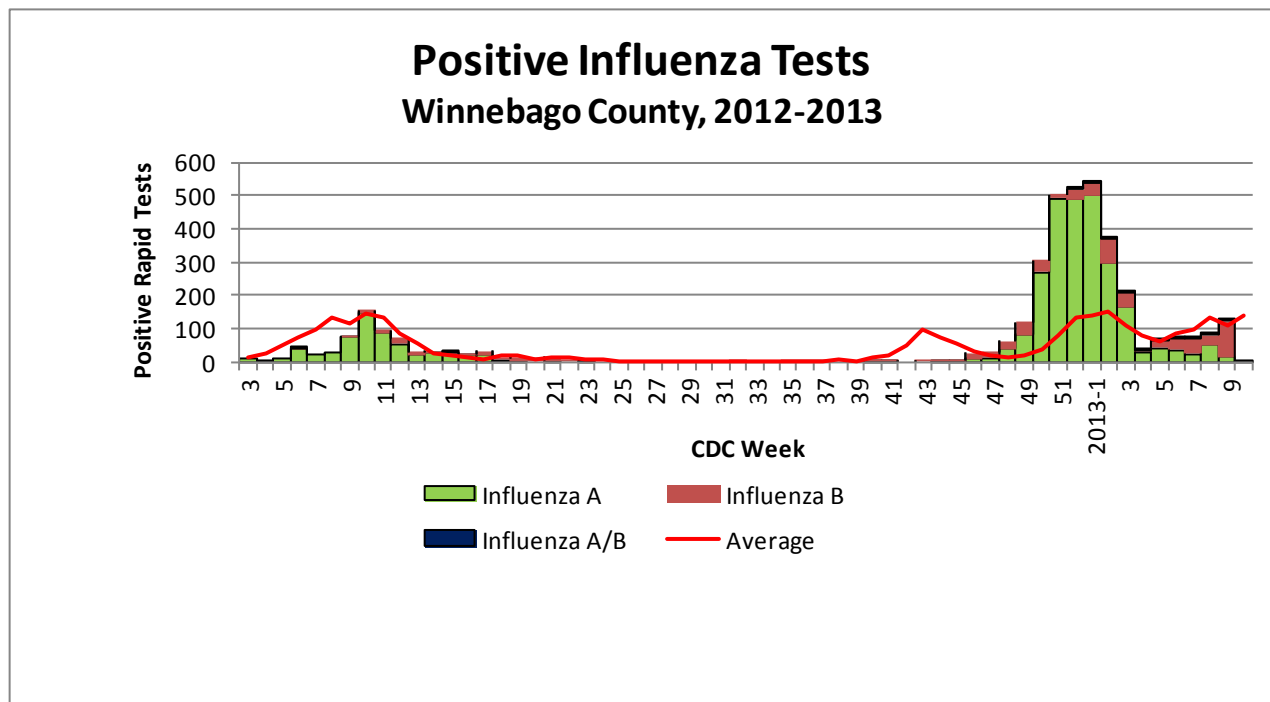
Sentinel Site ILI rate -Week 9 Ending March 2nd: **1.6%**

***Pneumonia Hospital Admissions***

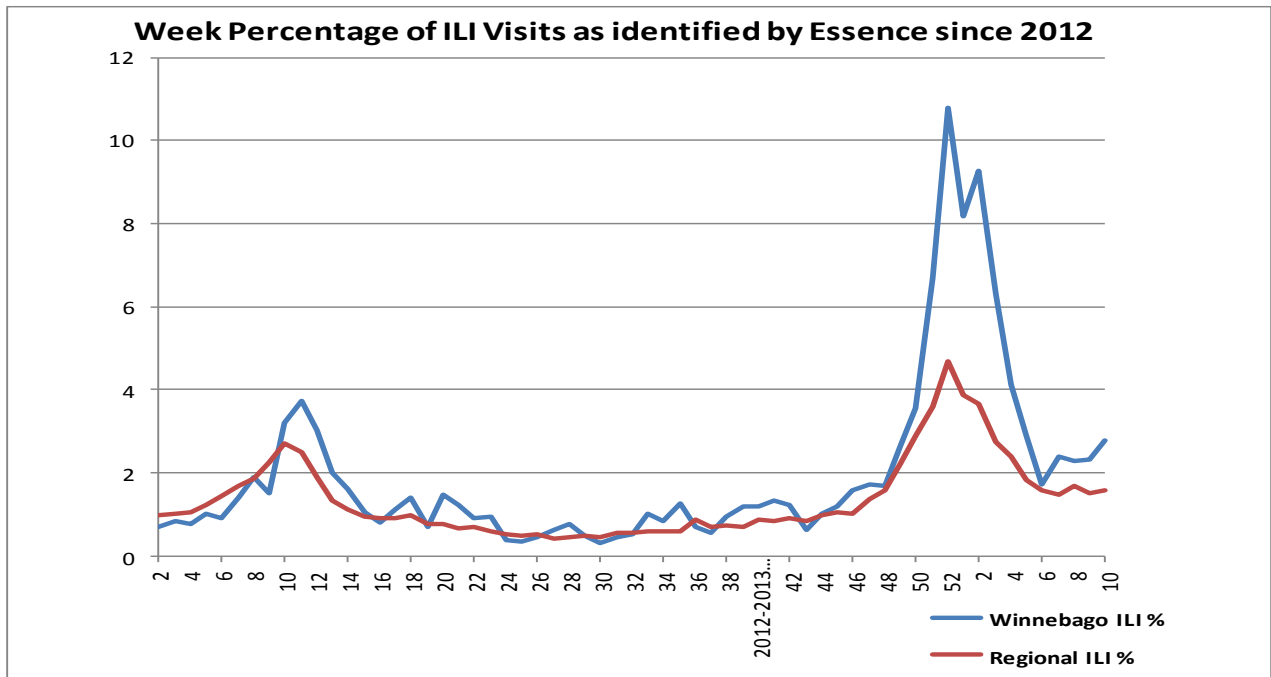
Week 9 Ending February march 2nd: **19**

Previous Week 8 Ending February 23rd: **23**

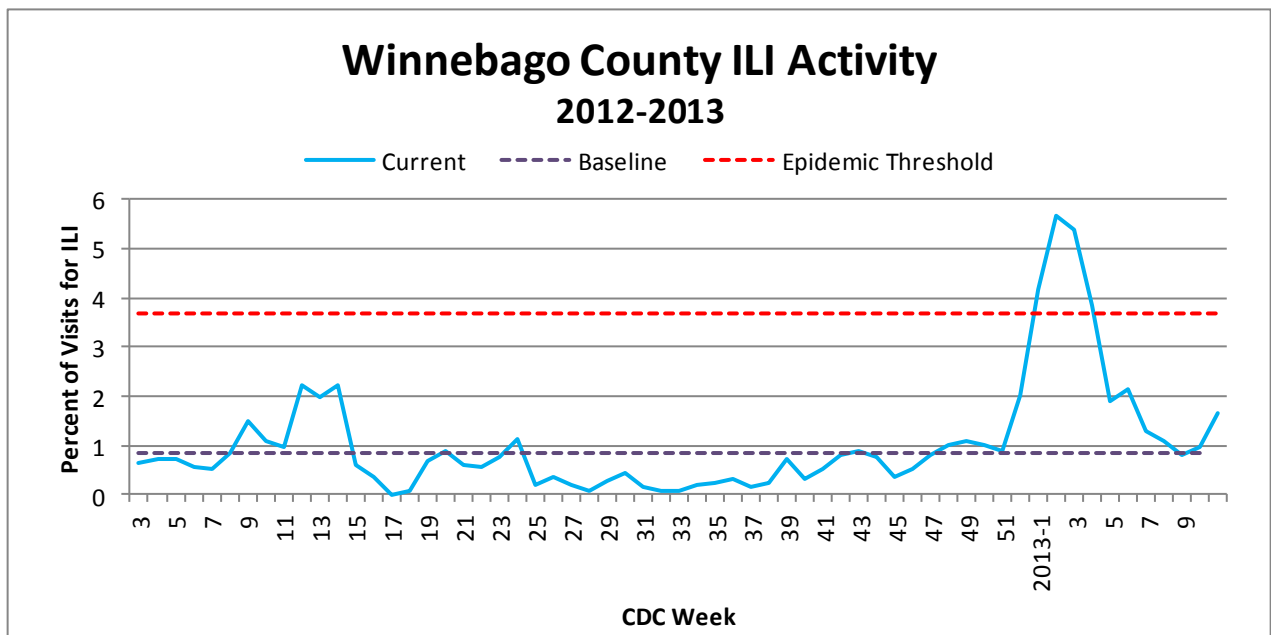
Note: Numbers include 2 hospitals and are one week behind due to reporting methods.



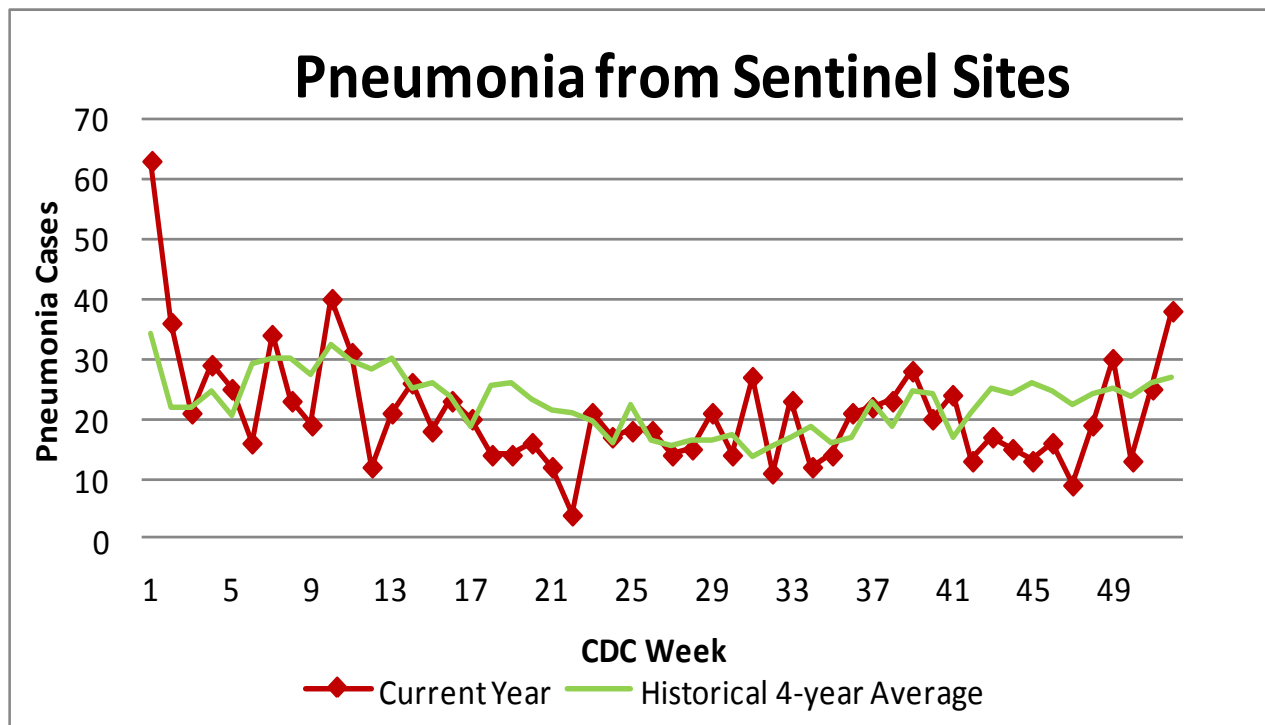
**Figure 1** displays the current number of rapid flu cases reported to WCHD and broken down by influenza sub-typing compared to a 4-year historical average (the red line). The average is elevated due to the inclusion of H1N1 data from 2009. 3,150 total positive rapid flu cases have been reported for the 2012-2013 flu season. 123 cases of influenza have been reported for week 9.



**Figure 2** displays the weekly percentage of Influenza-Like Illness (ILI) as identified by the Essence Syndromic Surveillance System. The blue line shows the percentage of ILI Emergency Department visits in Winnebago County from our two participating hospitals. The red line shows the regional ILI percentage for counties participating in Essence. This graph displays the most current Essence data, which is through CDC Week 10. The last week shown is preliminary data depending on how much data is available for the week. ILI for CDC Week 10 for Winnebago County is **2.77%** , compared with Regional ILI at **1.59%**.



**Figure 3** is the representation of visits from our sentinel sites not participating in Essence for ILI. ILI activity among the three sites reporting for CDC Week 9 was: **1.6%**



**Figure 4** compares the current number of pneumonia hospital admissions (red line) against the 4-year historical average (the green line). For CDC Week 9, we have 19 total hospital admittances reported. Note that all data are preliminary and numbers for weeks 7, 8, and 9 are still arriving.

***Outside the County:***

***Regional Influenza Activity (as of Week 9)***

During week 9, the following influenza activity was reported:

- **Widespread influenza activity was reported by 9 states (Connecticut, Massachusetts, Nevada, New Jersey, New York, Ohio, Oregon, Pennsylvania, and Virginia).**
- **Puerto Rico and 24 states reported regional influenza activity (Alaska, Arizona, Arkansas, California, Colorado, Florida, Idaho, Iowa, Kansas, Kentucky, Illinois, Maine, Maryland, Michigan, Minnesota, Missouri, Montana, Nebraska, North Carolina, Oklahoma, Texas, Utah, Washington, and Wyoming).**
- **The District of Columbia and thirteen states (Alabama, Georgia, Louisiana, Mississippi, New Hampshire, New Mexico, North Dakota, South Carolina, South Dakota, Tennessee, Vermont, West Virginia, and Wisconsin) reported local influenza activity.**
- **Four states (Delaware, Hawaii, Indiana, and Rhode Island) reported sporadic influenza activity.**
- **Guam reported no influenza activity.**
- **The U.S. Virgin Islands did not report.**



**Questions/  
Comments**

Health Promotion and  
Protection  
Winnebago County  
Health Department  
PO Box 4009  
401 Division Street



**Public Health**  
Prevent. Promote. Protect.

***Influenza like Illness (ILI) Activity ( as of Week 9)***

**Illinois is MODERATE on the scale**