



# Winnebago County Health Department



## Weekly Influenza Surveillance Report CDC Week 10 March 2 – March 8, 2014

### In Brief:

#### **Mortality**

Confirmed deaths from Pneumonia/Influenza Week 10: **4**

Percent of deaths due to Pneumonia/Influenza Week 10: **6.8%**

#### **Influenza-Like Illness Surveillance**

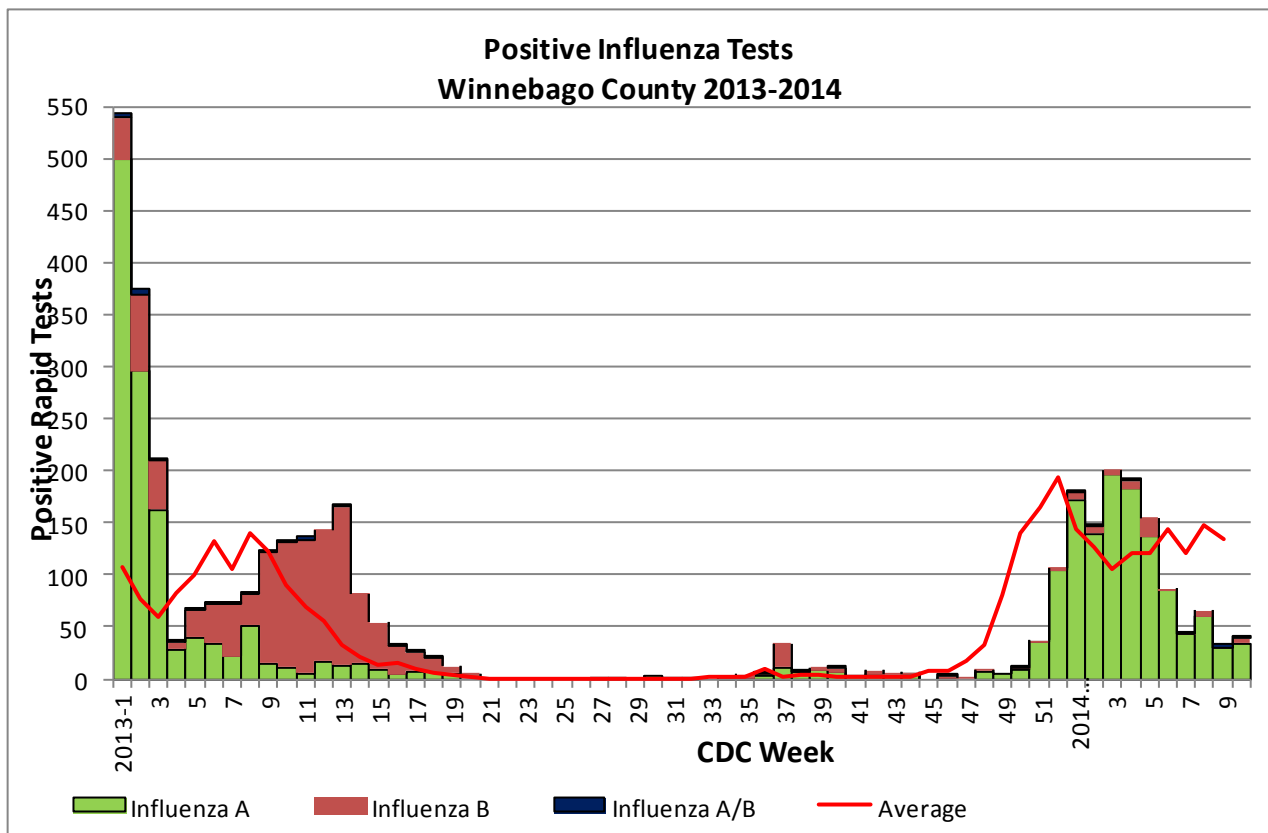
Sentinel Site ILI rate -Week 10 March 2– 8, 2014: **1.45%**

#### **Pneumonia Hospital Admissions**

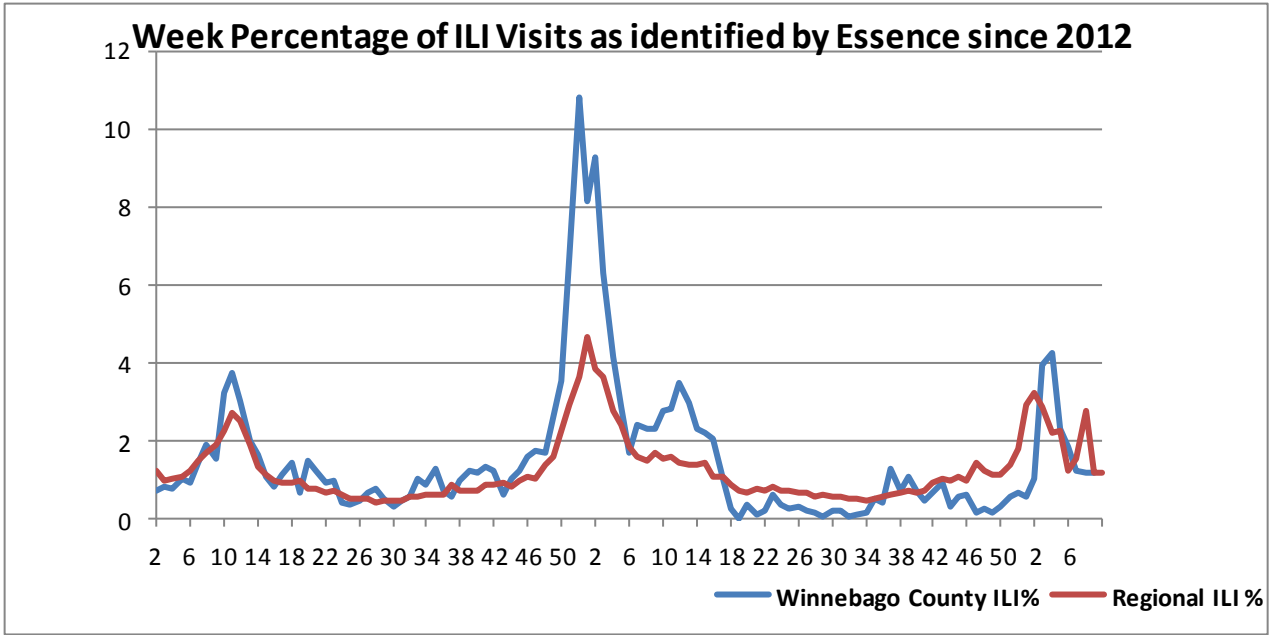
Week 10 Ending March 8: **20**

Previous Week 9 Ending March 1 : **17**

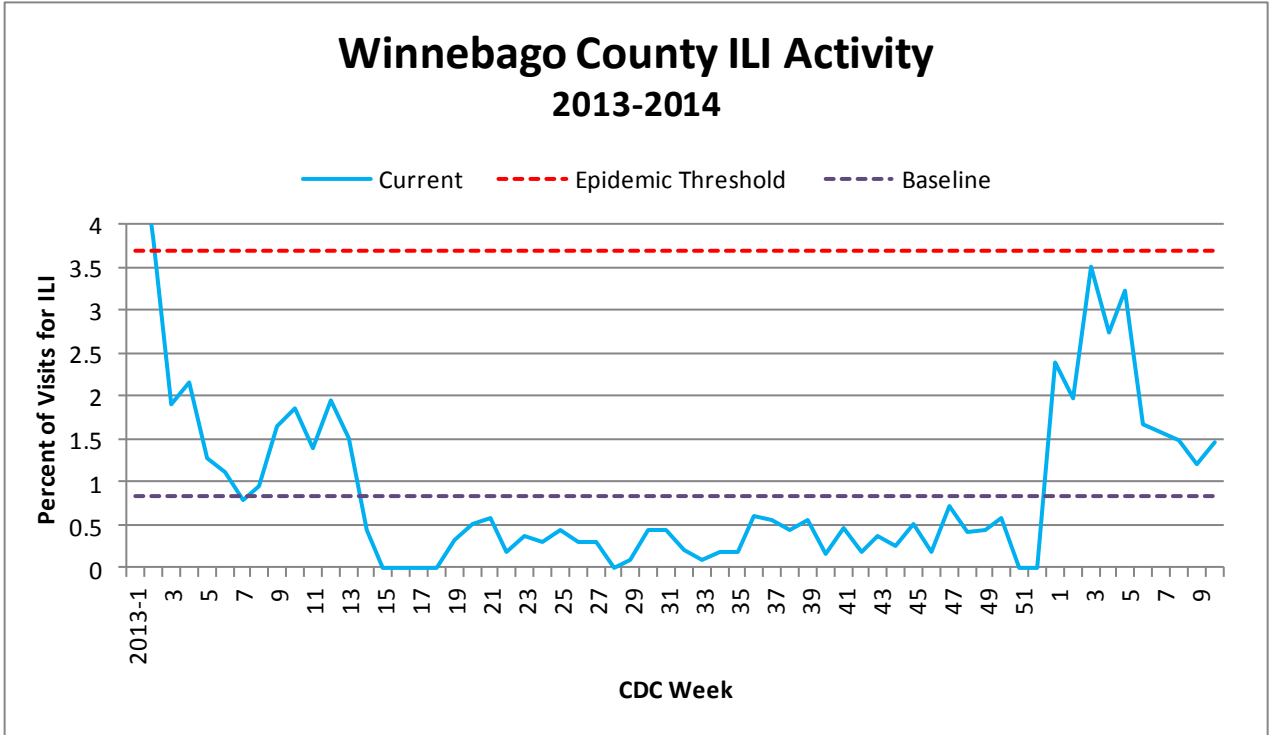
Note: Numbers include 2 hospitals and are one week behind due to reporting methods.



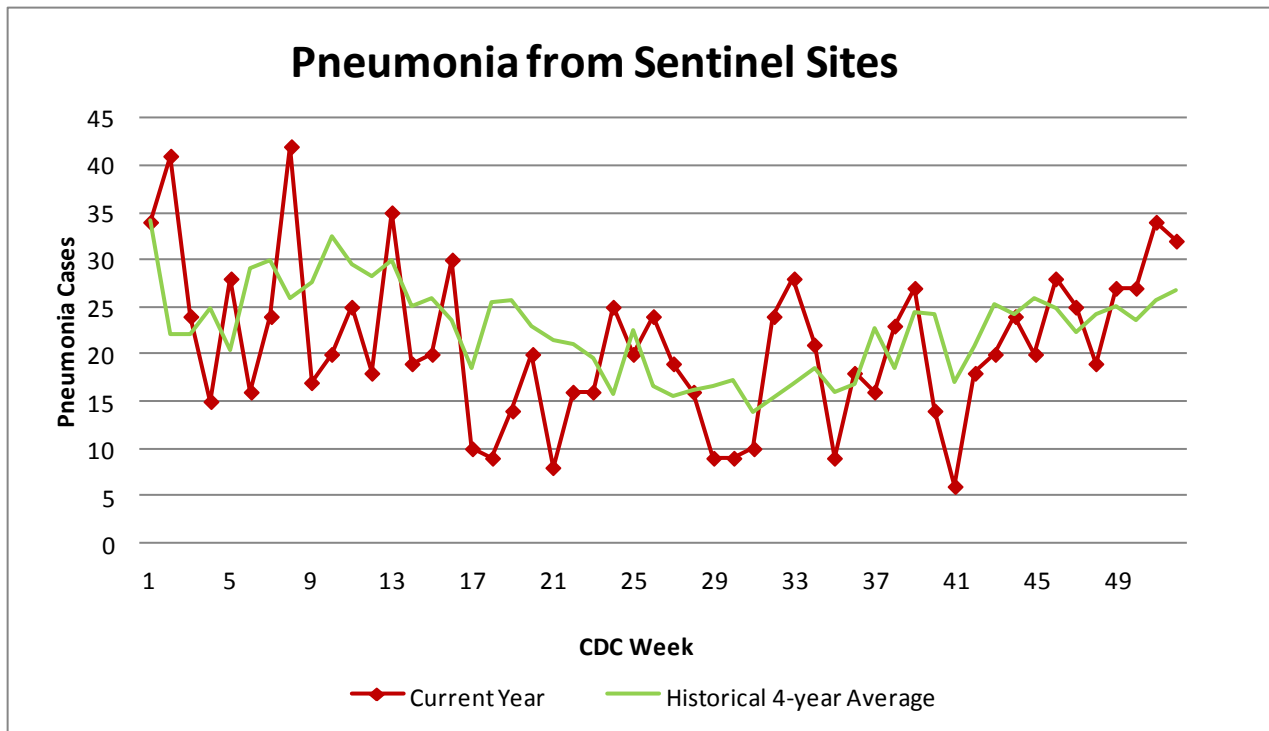
**Figure 1** displays the current number of rapid flu cases reported to our department and broken down by influenza sub-typing compared to a 4-year historical average (the red line). Forty-two cases of influenza have been reported for week 10.



**Figure 2** displays the weekly percentage of Influenza-Like Illness (ILI) as identified by the Essence Syndromic Surveillance System. The blue line shows the percentage of ILI Emergency Department visits in Winnebago County from our two participating hospitals and the red line shows the regional ILI percentage for counties participating in Essence. This graph displays the most current Essence data, which is through CDC Week 9. ILI for CDC Week 9 for Winnebago County is **1.16 %**, compared with regional ILI at **1.19%**. Week 10 data is unavailable.



**Figure 3** is the representation of visits from our sentinel sites not participating in Essence for ILI. ILI activity among the three sites that reported for CDC Week 10 was: **1.45%**



**Figure 4** compares the current number of pneumonia hospital admissions (red line) against the 4-year historical average (the green line). For CDC Week 10, we have 20 total hospital admittances reported. Note that all data are preliminary and numbers for weeks 8, 9, and 10 are still arriving.

**Outside the County:**

During week 10, the following influenza activity was reported:

- Widespread influenza activity was reported by four states (Connecticut, Delaware, Massachusetts, and New York).
- Regional influenza activity was reported by 12 states (Arizona, Illinois, Maine, New Hampshire, New Jersey, Ohio, Oklahoma, Pennsylvania, South Carolina, Texas, Vermont, and Virginia).
- Local influenza activity was reported by the District of Columbia, Guam, and 20 states (Alaska, Arkansas, California, Florida, Idaho, Iowa, Kentucky, Louisiana, Maryland, Michigan, Minnesota, Missouri, Montana, Nevada, New Mexico, North Carolina, Rhode Island, South Dakota, Tennessee, and Wisconsin).
- Sporadic influenza activity was reported by Puerto Rico and 13 states (Alabama, Colorado, Georgia, Hawaii, Indiana, Kansas, Mississippi, North Dakota, Oregon, Utah, Washington, West Virginia, and Wyoming).
- The U.S. Virgin Islands reported no influenza activity.
- Nebraska did not report.

**Influenza Like Illness Level:**

Illinois is MINIMAL on the scale



**Questions/  
Comments?**

Health Promotion  
and Protection  
Winnebago County  
Health Department  
PO Box 4009



**Public Health**  
Prevent. Promote. Protect.