



# Winnebago County Health Department



## Weekly Influenza Surveillance Report CDC Week 2 January 5th– January 11th, 2014

### In Brief:

#### **Mortality**

Confirmed deaths from Pneumonia/Influenza Week 2: **7**

Percent of deaths due to Pneumonia/Influenza Week 2: **9.7%**

#### **Influenza-Like Illness Surveillance**

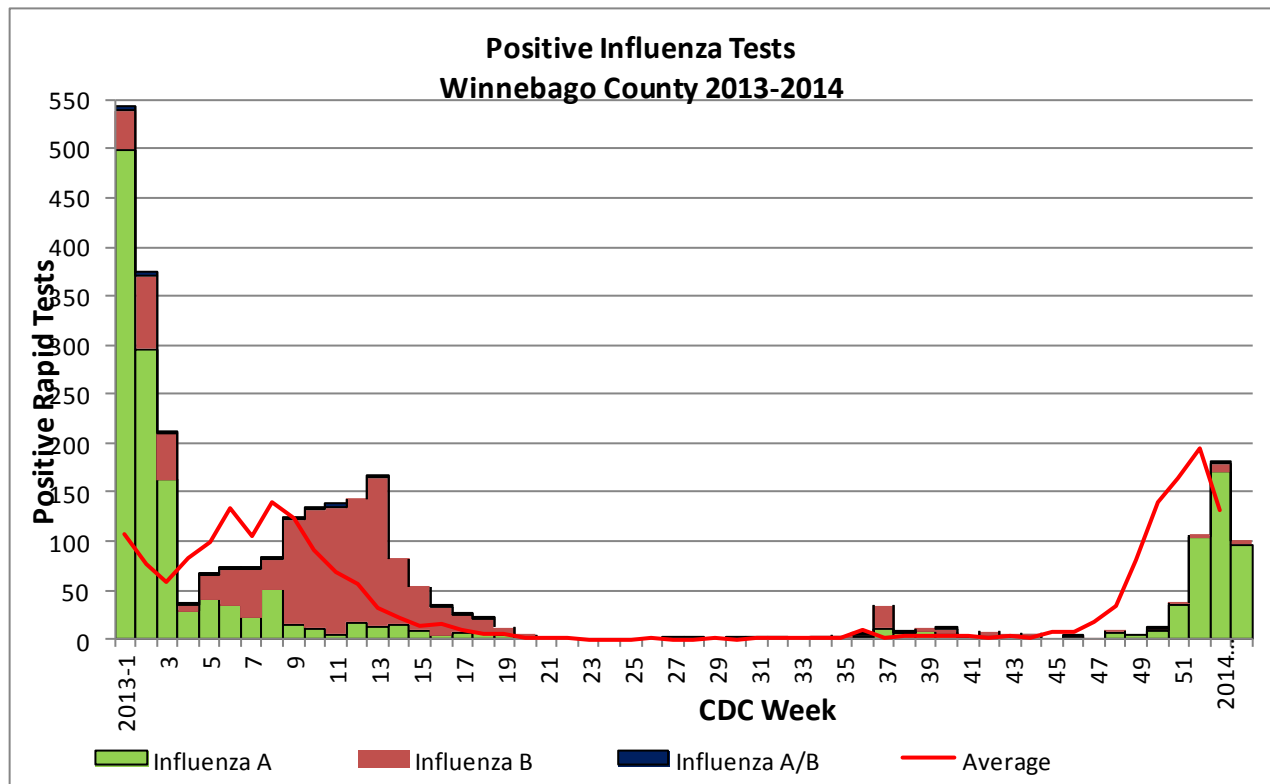
Sentinel Site ILI rate -Week 2 January 11th: **2.33%**

#### **Pneumonia Hospital Admissions**

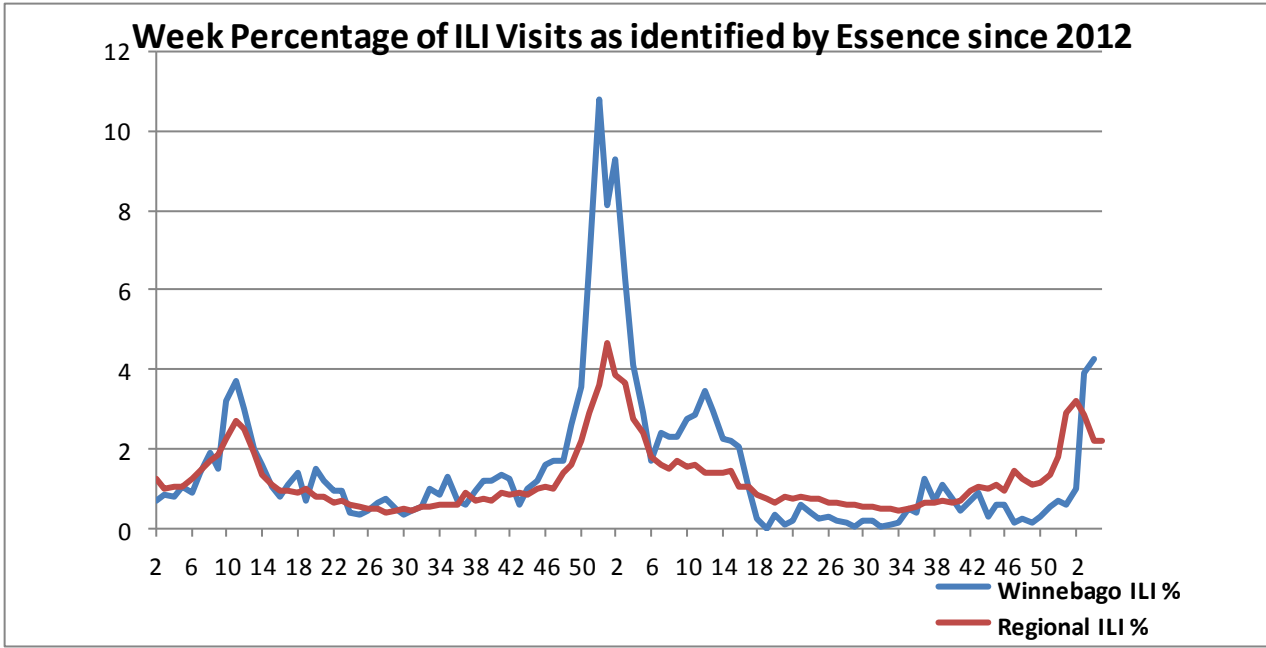
Week 2 Ending January 11th: **46**

Previous Week 1 Ending January 4th : **34**

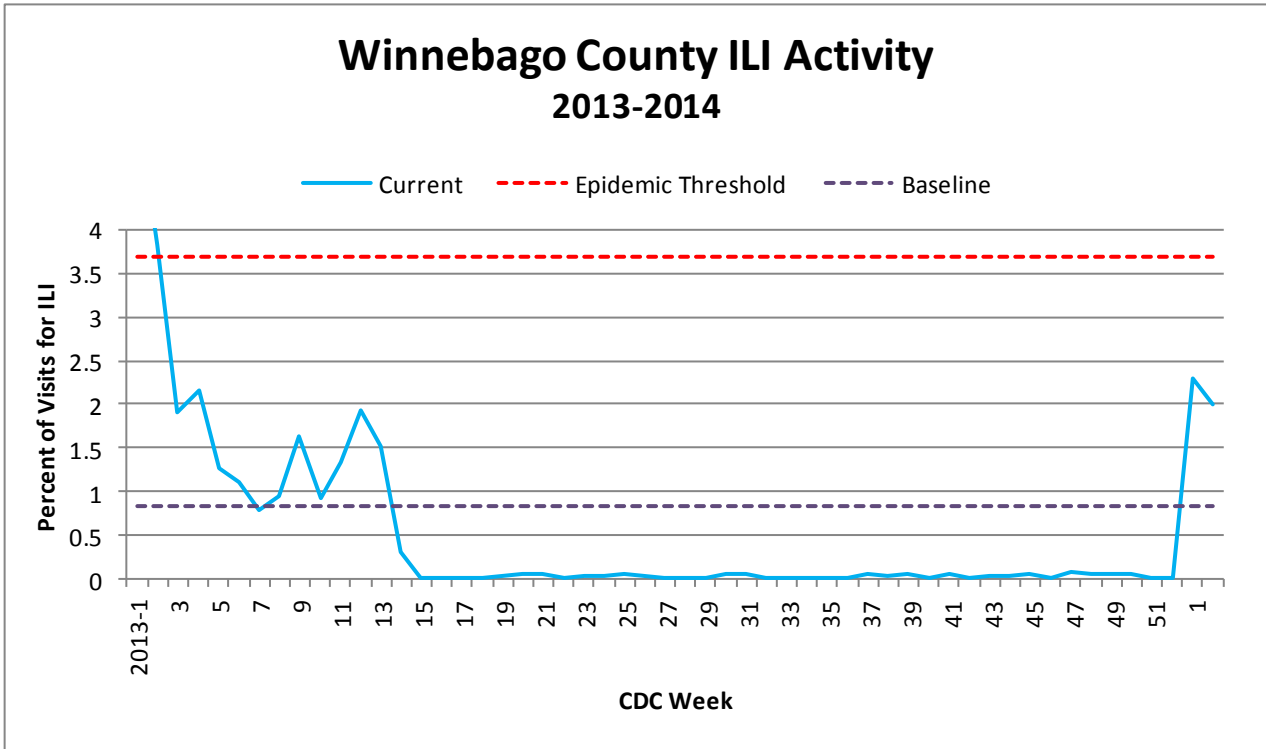
Note: Numbers include 2 hospitals and are one week behind due to reporting methods.



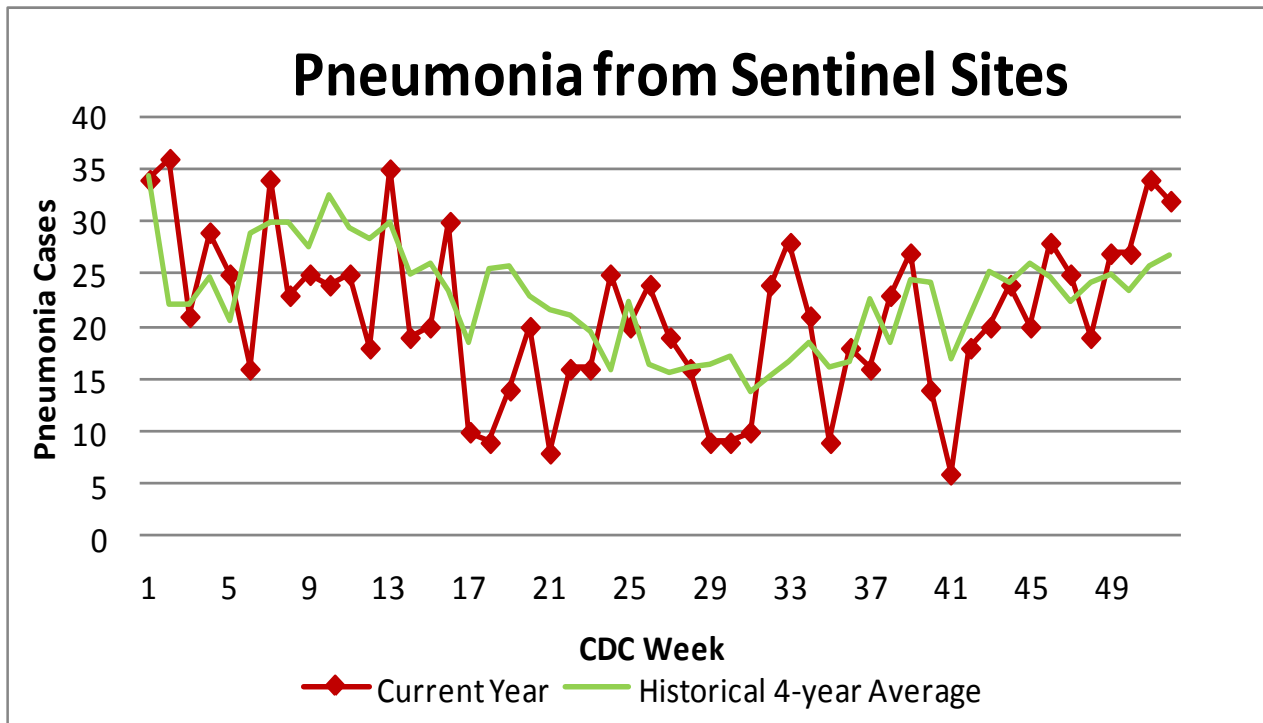
**Figure 1** displays the current number of rapid flu cases reported to our department and broken down by influenza sub-typing compared to a 4-year historical average (the red line). One hundred cases of influenza have been reported for week 2.



**Figure 2** displays the weekly percentage of Influenza-Like Illness (ILI) as identified by the Essence Syndromic Surveillance System. The blue line shows the percentage of ILI Emergency Department visits in Winnebago County from our two participating hospitals and the red line shows the regional ILI percentage for counties participating in Essence. This graph displays the most current Essence data, which is through CDC Week 4 . ILI for CDC Week 4 for Winnebago County is **4.26%** , compared with regional ILI at **2.23%**.



**Figure 3** is the representation of visits from our sentinel sites not participating in Essence for ILI. ILI activity among the two sites that reported for CDC Week 2 was: **2.33%**



**Figure 4** compares the current number of pneumonia hospital admissions (red line) against the 4-year historical average (the green line). For CDC Week 2, we have 46 total hospital admittances reported. Note that all data are preliminary and numbers for weeks 52, 1, and 2 are still arriving.

**Outside the County:**

During week 2, the following influenza activity was reported:

- **Widespread influenza activity was reported by 40 states (Alaska, Arkansas, California, Colorado, Connecticut, Delaware, Georgia, Idaho, Illinois, Indiana, Kansas, Kentucky, Louisiana, Maine, Maryland, Michigan, Minnesota, Missouri, Montana, Nebraska, Nevada, New Jersey, New Mexico, New York, North Carolina, North Dakota, Ohio, Oklahoma, Oregon, Pennsylvania, Rhode Island, South Dakota, Tennessee, Texas, Utah, Virginia, Washington, West Virginia, Wisconsin, and Wyoming).**
- **Regional influenza activity was reported by Guam and nine states (Alabama, Arizona, Florida, Iowa, Massachusetts, Mississippi, New Hampshire, South Carolina, and Vermont).**
- **Local influenza activity was reported the District of Columbia and Puerto Rico.**
- **Sporadic influenza activity was reported by one state (Hawaii).**
- **The U.S. Virgin Islands did not report.**

**Influenza Like Illness Level:**

Illinois is Moderate on the scale



**Questions/  
Comments?**

Health Promotion  
and Protection  
Winnebago County  
Health Department  
PO Box 4009



**Public Health**  
Prevent. Promote. Protect.