



# Winnebago County Health Department



## Weekly Influenza Surveillance Report CDC Week 11 March 11th– March 17th, 2012

### In Brief:

#### **Mortality**

Confirmed deaths from Pneumonia/Influenza Week 11: **4**

Percent of deaths due to Pneumonia/Influenza Week 11: **7.84%**

#### **Influenza-Like Illness Surveillance**

Sentinel Site ILI rate -Week 11 ending March 17th: **1.97 %**

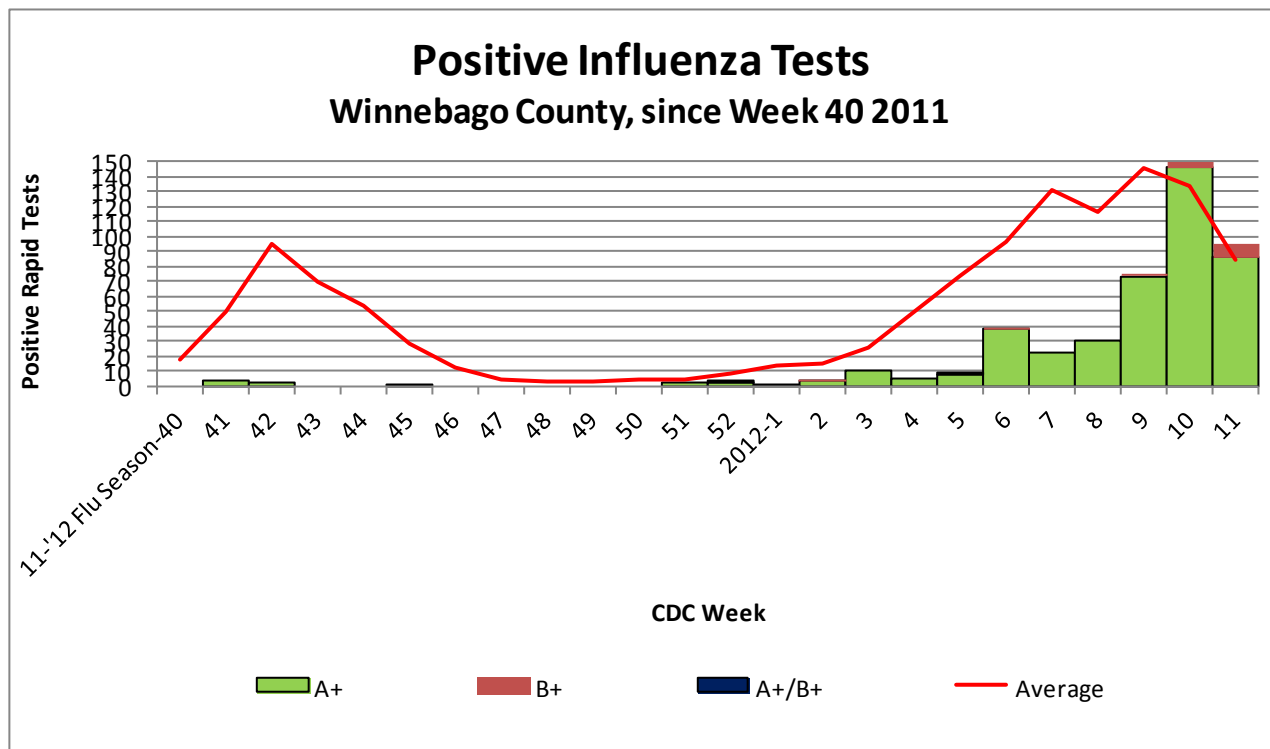
#### **Pneumonia Hospital Admissions**

Week 11 Ending March 17th: **24**

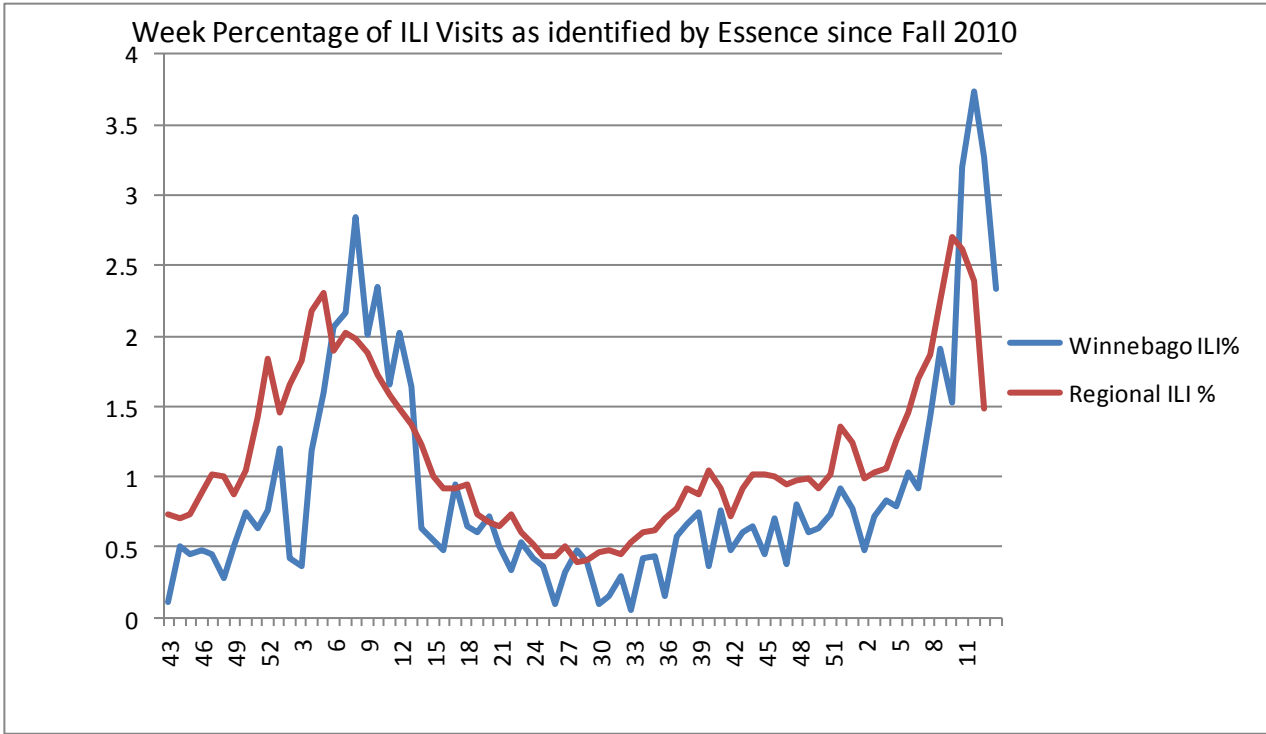
Previous Week 10 Ending March 10th: **40**

Note: Numbers include 2 hospitals and are one week behind due to reporting methods.

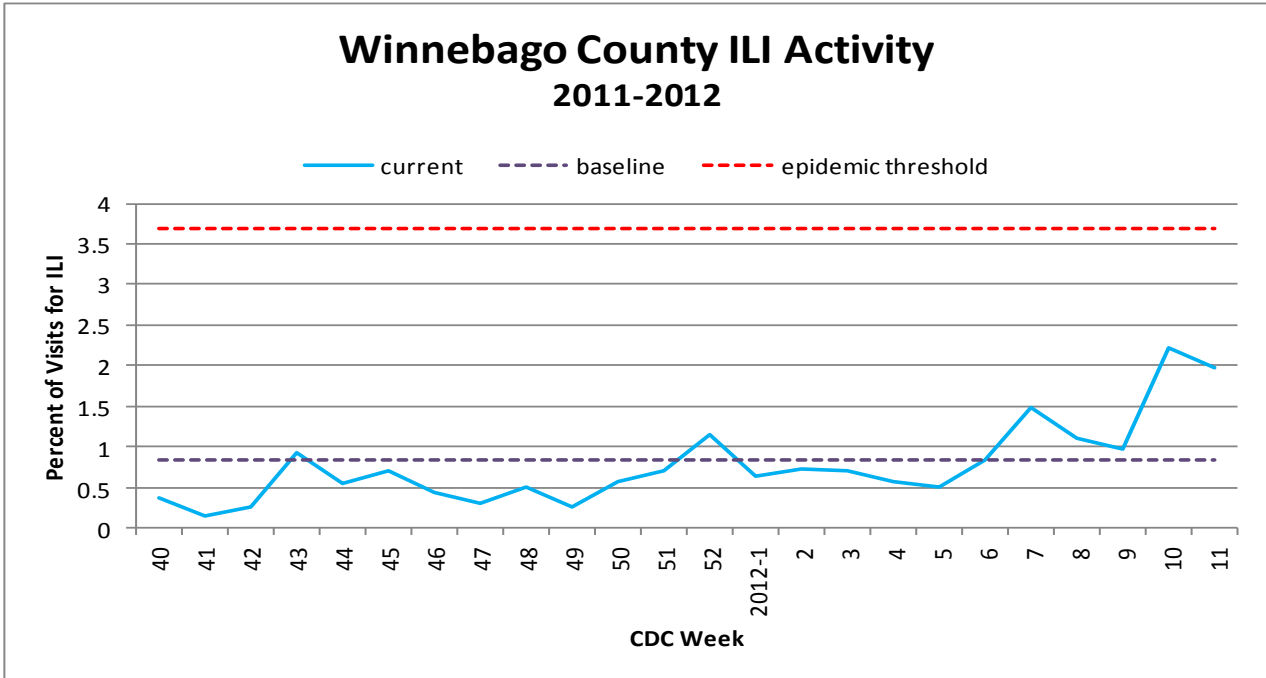
**School Attendance** Week 11 Ending February March 17th: **99.9 %**



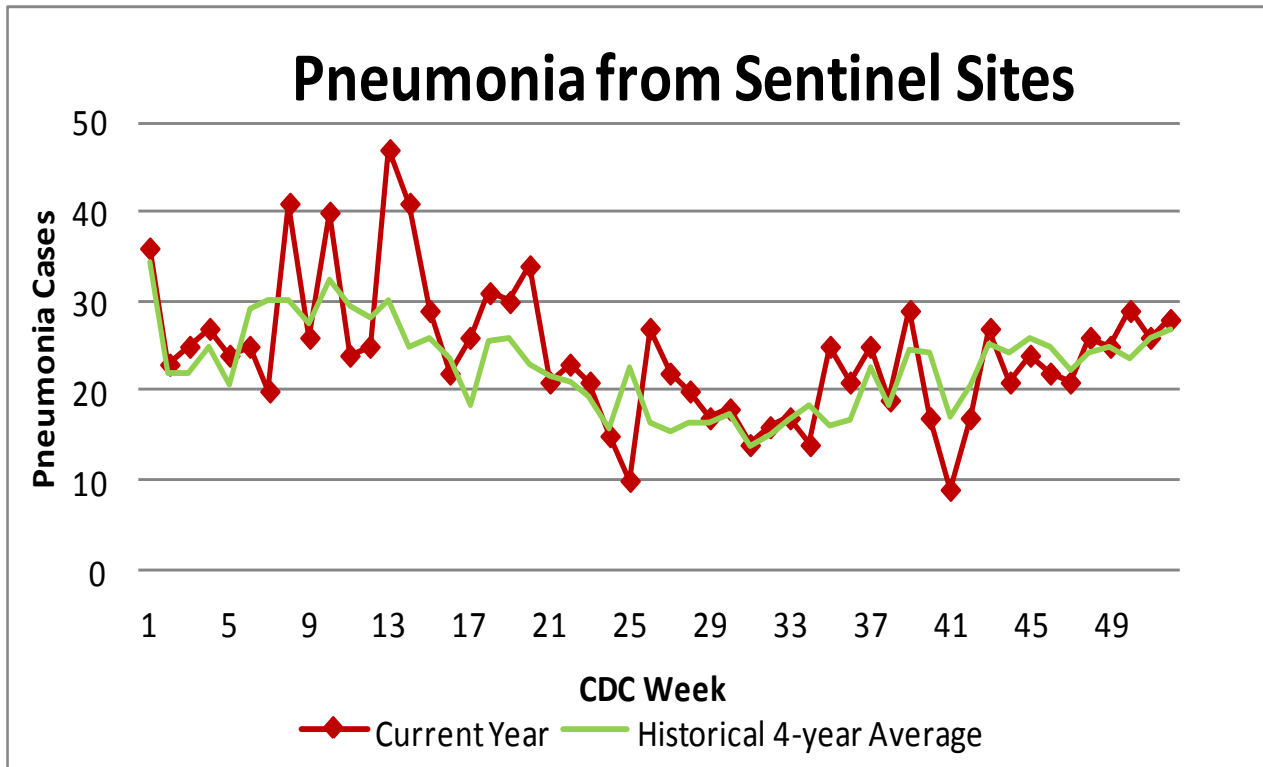
**Figure 1** displays the current number of rapid flu cases reported to our department and broken down by influenza sub-typing compared to a 4-year historical average (the red line). 455 total positive rapid flu cases have been reported for the 2011-12 flu season. 95 cases of influenza have been reported for week 11.



**Figure 2** displays the weekly percentage of Influenza-Like Illness (ILI) as identified by the Essence Syndromic Surveillance System. The blue line shows the percentage of ILI Emergency Department visits in Winnebago County from our two participating hospitals and the red line shows the regional ILI percentage for counties participating in Essence. For CDC Week 11, Winnebago County reported an ILI percent of **3.73**, higher than the regional ILI percent of **2.62**. This graph displays the most current Essence data, which is through CDC Week 13. ILI for CDC Week 13 for Winnebago County is **2.34%**, compared with regional ILI at **1.48%**.



**Figure 3** is the representation of visits from our sentinel sites not participating in Essence for ILI. ILI activity among the three sites for CDC Week 11 was: **1.97%**.



**Figure 4** compares the current number of pneumonia hospital admissions (red line) against the 4-year historical average (the green line). For CDC Week 11, we have 24 total hospital admittances reported. Note that all data are preliminary and numbers for weeks 9, 10, and 11 are still arriving.

### Outside the County:

Illinois influenza activity (as of Week 11):

#### **Illinois reported Regional INFLUENZA ACTIVITY**

**During week 11, the following influenza activity was:**

- Widespread influenza activity was reported by 20 states ( Arizona, California, Colorado, Illinois, Iowa, Kansas, Kentucky, Maryland, Michigan, Minnesota, Missouri, Nevada, New Jersey, New York, Oklahoma, Pennsylvania, South Dakota, Utah, Washington, and Wyoming).
- Regional influenza activity was reported by 20 states (Alabama, Arkansas, Connecticut, Florida, Georgia, Indiana, Louisiana, Massachusetts, Montana, Nebraska, New Mexico, North Dakota, Ohio, Oregon, South Carolina, Tennessee, Texas, Virginia, West Virginia, and Wisconsin).
- Local influenza activity was reported by three states (Mississippi and New Hampshire).
- Sporadic influenza activity was reported by the District of Columbia, Guam, and 8 states (Alaska, Delaware, Hawaii, Idaho, Maine, North Carolina, Rhode Island, and Vermont).
- Puerto Rico and the U.S. Virgin Islands did not report.



#### **Questions/Comments?**

Health Promotion and Protection  
 Winnebago County  
 Health Department  
 PO Box 4009  
 401 Division Street  
 Rockford, IL 61110-0509  
 815-720-4050



**Public Health**  
 Prevent. Promote. Protect.

ILI Activity Level (Influenza like Illnesses reported Week 11)

Illinois is **HIGH** on the scale