

Weekly Influenza Surveillance Report CDC Week 14 April 1st– April 7th, 2012

In Brief:

Mortality

Confirmed deaths from Pneumonia/Influenza Week 14: **4**

Percent of deaths due to Pneumonia/Influenza Week 14: **8.16%**

Influenza-Like Illness Surveillance

Sentinel Site ILI rate -Week 14 ending April 7th: **0.40%**

Pneumonia Hospital Admissions

Week 14 Ending April 7th: **26**

Previous Week 13 Ending March 31st: **22**

Note: Numbers include 2 hospitals and are one week behind due to reporting methods.

School Attendance Week 14 Ending April 7th: **99.9%**

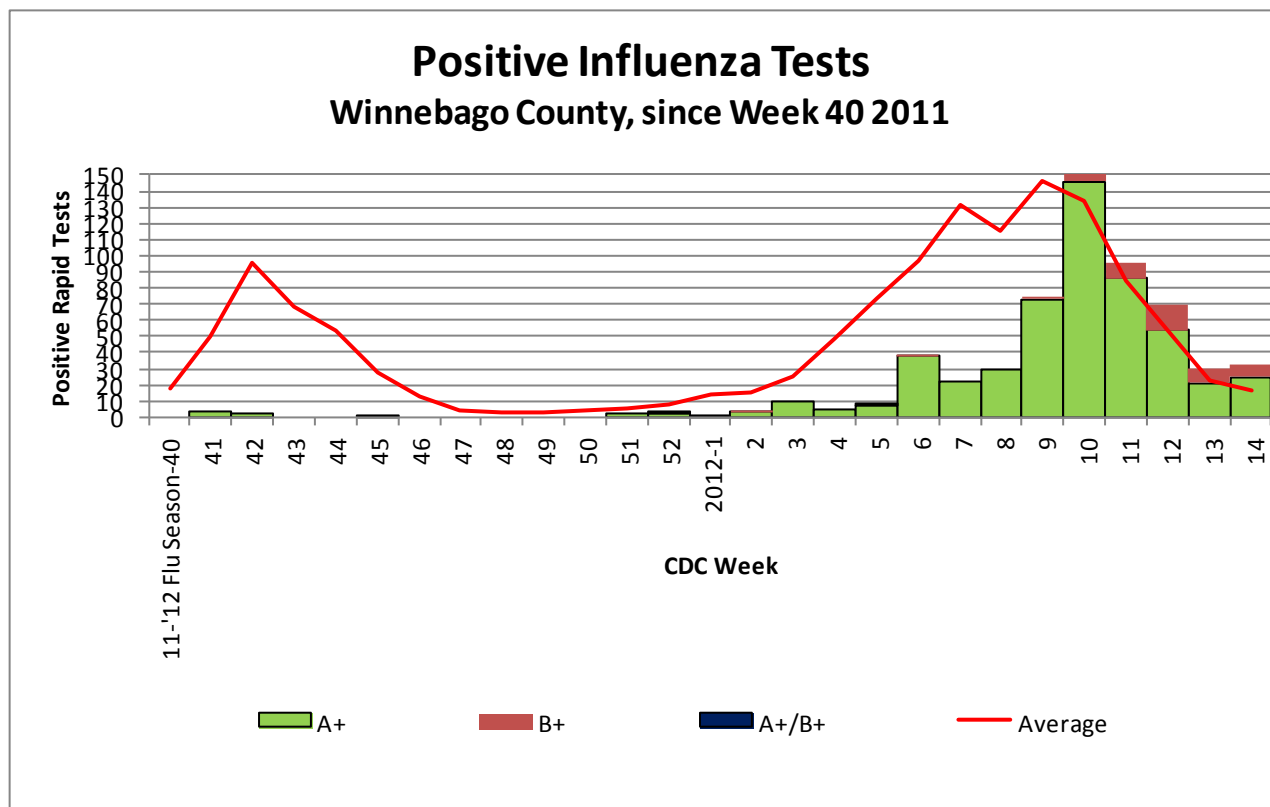


Figure 1 displays the current number of rapid flu cases reported to our department and broken down by influenza sub-typing compared to a 4-year historical average (the red line). 588 total positive rapid flu cases have been reported for the 2011-12 flu season. 33 cases of influenza have been reported for week 14.

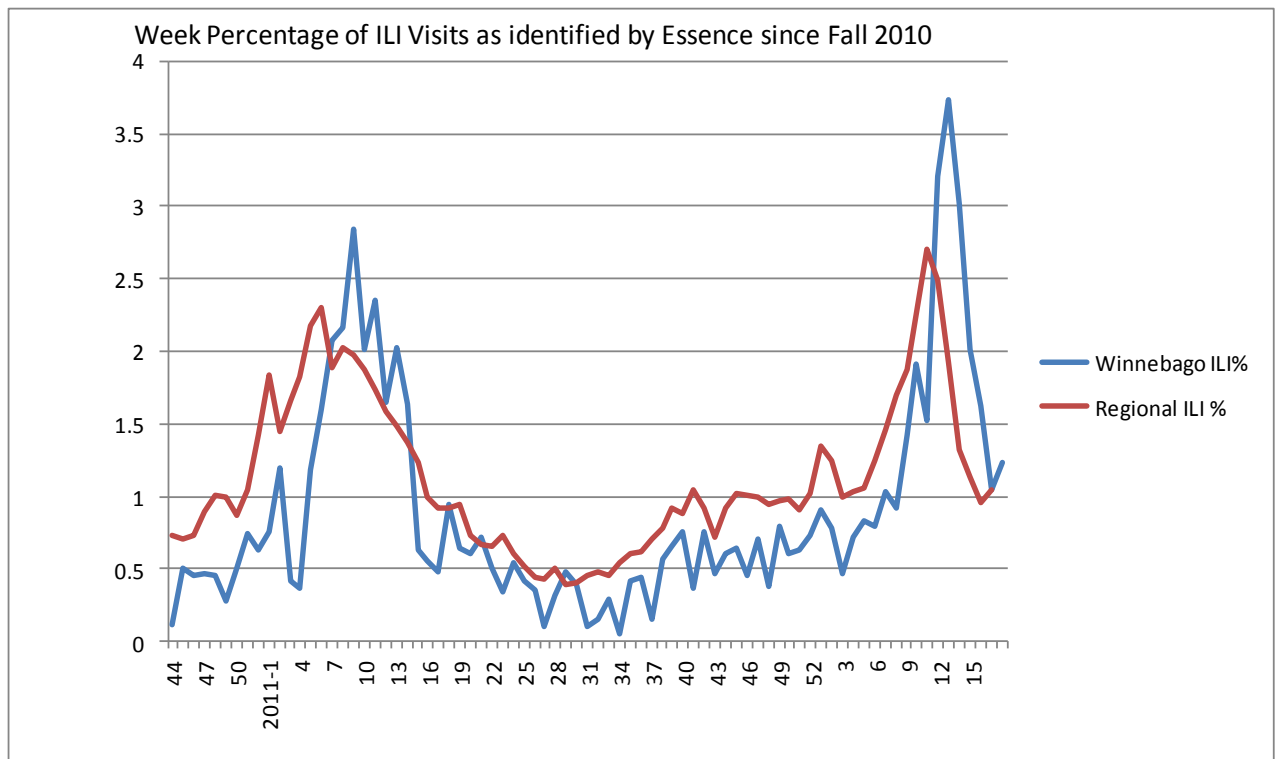


Figure 2 displays the weekly percentage of Influenza-Like Illness (ILI) as identified by the Essence Syndromic Surveillance System. The blue line shows the percentage of ILI Emergency Department visits in Winnebago County from our two participating hospitals and the red line shows the regional ILI percentage for counties participating in Essence. For CDC Week 14, Winnebago County reported an ILI percent of **1.62**, higher than the regional ILI percent of **1.11**. This graph displays the most current Essence data, which is through CDC Week 16. ILI for CDC Week 16 for Winnebago County is **1.23%**, compared with regional ILI at **1.04%**.

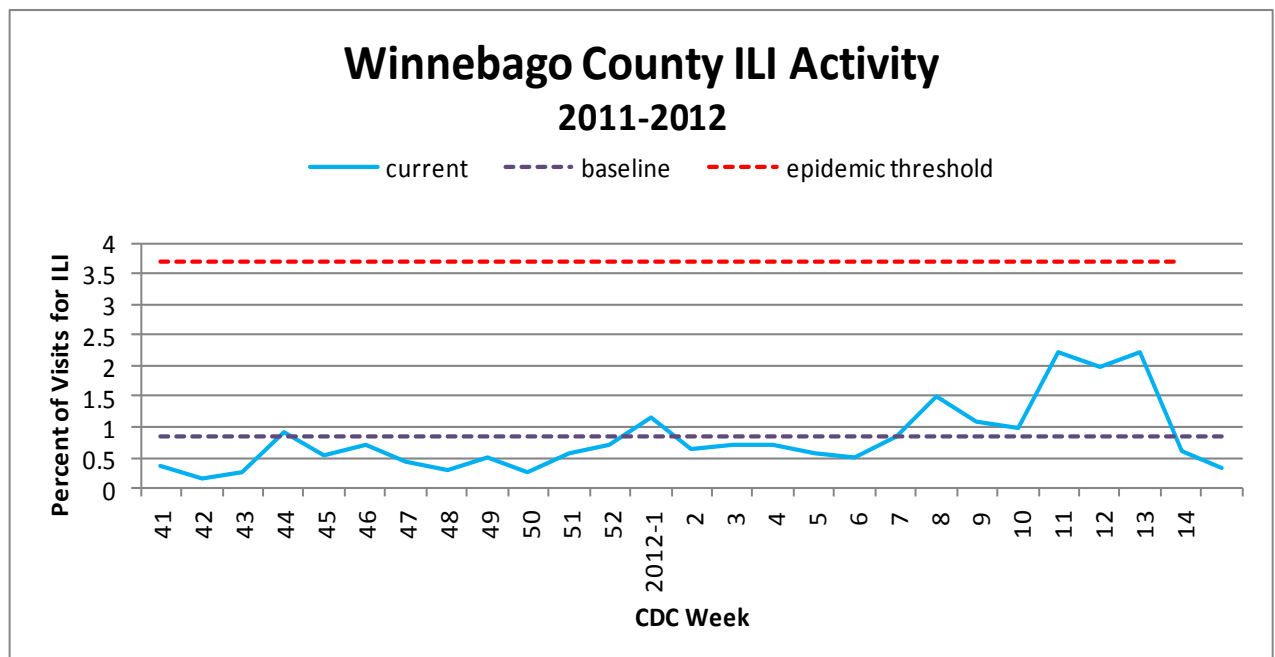


Figure 3 is the representation of visits from our sentinel sites not participating in Essence for ILI. ILI activity among the three sites for CDC Week 14 was: **0.40%**.

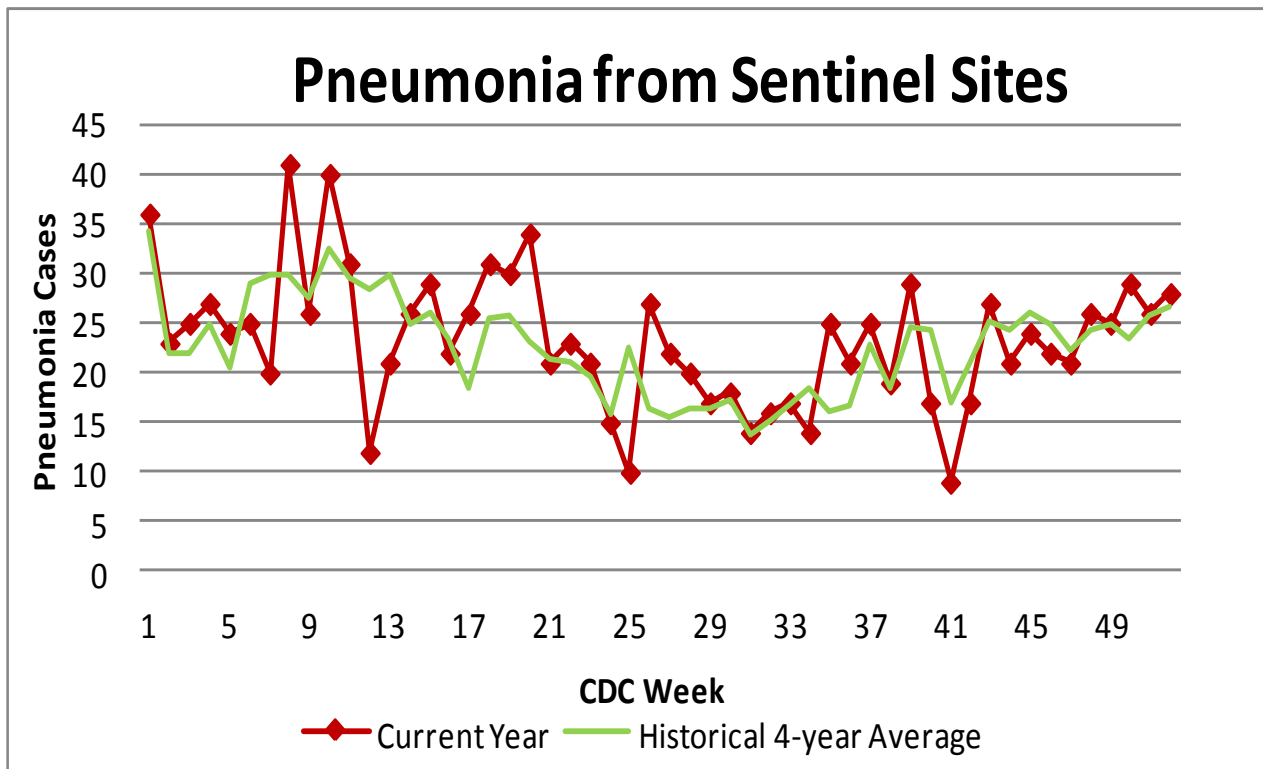


Figure 4 compares the current number of pneumonia hospital admissions (red line) against the 4-year historical average (the green line). For CDC Week 14, we have 26 total hospital admittances reported. Note that all data are preliminary and numbers for weeks 12, 13, and 14 are still arriving.

Outside the County:

Regional INFLUENZA ACTIVITY (as of Week 14)

During week 14, the following influenza activity was

- Widespread influenza activity was reported by 10 states (Alaska, Arizona, California, Colorado, Kentucky, Montana, Nevada, New Jersey, New York and Vermont).
- Regional influenza activity was reported by 9 states (Connecticut, Indiana, Iowa, Maine, North Dakota, Ohio, Rhode Island, Washington and Wyoming).
- Local influenza activity was reported by 20 states (Arkansas, Georgia, Idaho, Kansas, Louisiana, Massachusetts, Michigan, Minnesota, Mississippi, Missouri, Nebraska, New Mexico, Oklahoma, Oregon, Pennsylvania, South Carolina, South Dakota, Texas, Utah, and Wisconsin).
- Sporadic influenza activity was reported by the District of Columbia, Puerto Rico and 11 states (Alabama, Delaware, Florida, Hawaii, Illinois, Maryland, New Hampshire, North Carolina, Tennessee, Virginia, and West Virginia).
- Guam and the U.S. Virgin Islands reported no influenza activity.



Questions/Comments?

Health Promotion and Protection
Winnebago County
Health Department
PO Box 4009
401 Division Street
Rockford, IL 61110-0509
815-720-4050



Public Health
Prevent. Promote. Protect.

ILI Activity Level (Influenza like Illnesses reported Week 14)

Illinois is **MINIMAL** on the scale