



Weekly Influenza Surveillance Report CDC Week 25 June 17th– June 23rd, 2012

In Brief:

Mortality

Confirmed deaths from Pneumonia/Influenza Week 25: **3**

Percent of deaths due to Pneumonia/Influenza Week 25: **5.3**

Influenza-Like Illness Surveillance

Sentinel Site ILI rate -Week 25 ending June 23rd: **.20%**

Pneumonia Hospital Admissions

Week 25 Ending June 23rd: **18**

Previous Week 24 Ending June 16th: **17**

Note: Numbers for Week 25 include 2 hospitals and are one week behind due to reporting methods.

School Attendance Week 25 Ending June 23rd: **Not reported (school out for summer)**

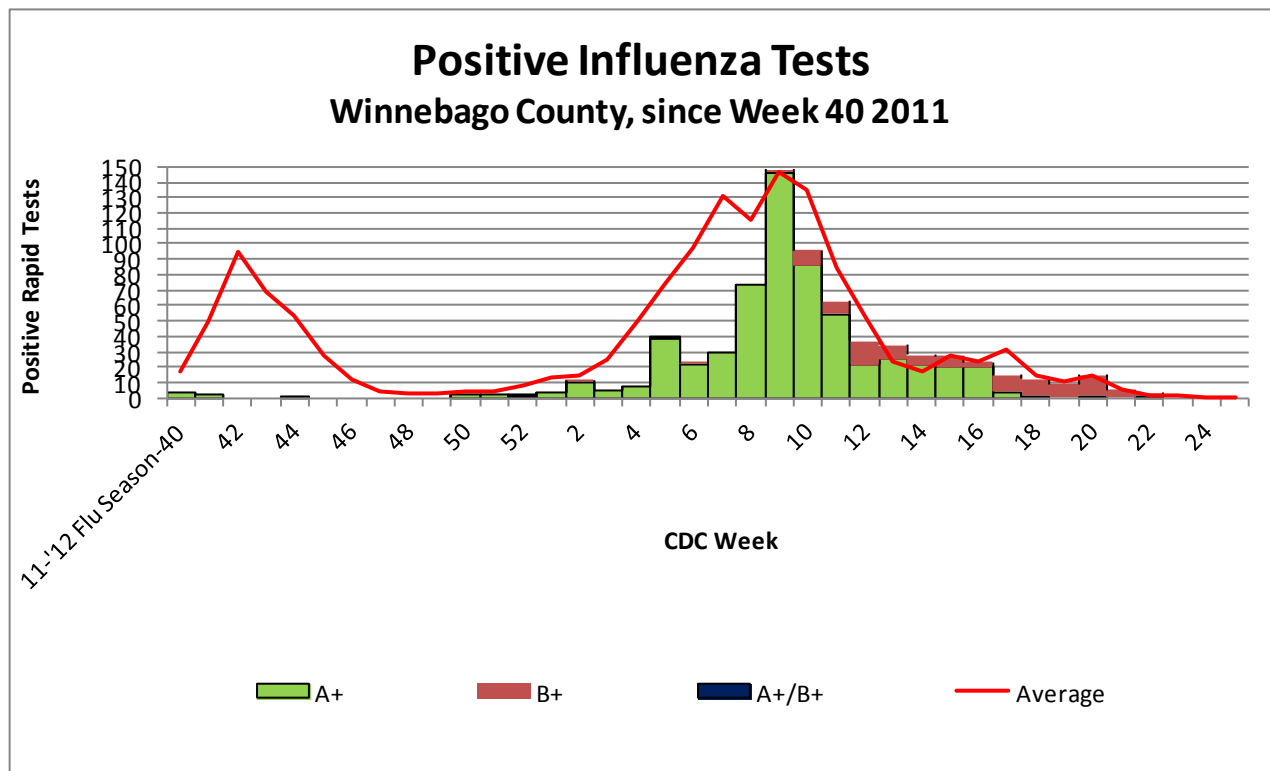


Figure 1 displays the current number of rapid flu cases reported to our department and broken down by influenza sub-typing compared to a 4-year historical average (the red line). 718 total positive rapid flu cases have been reported for the 2011-12 flu season. No cases of influenza have been reported for week 25.

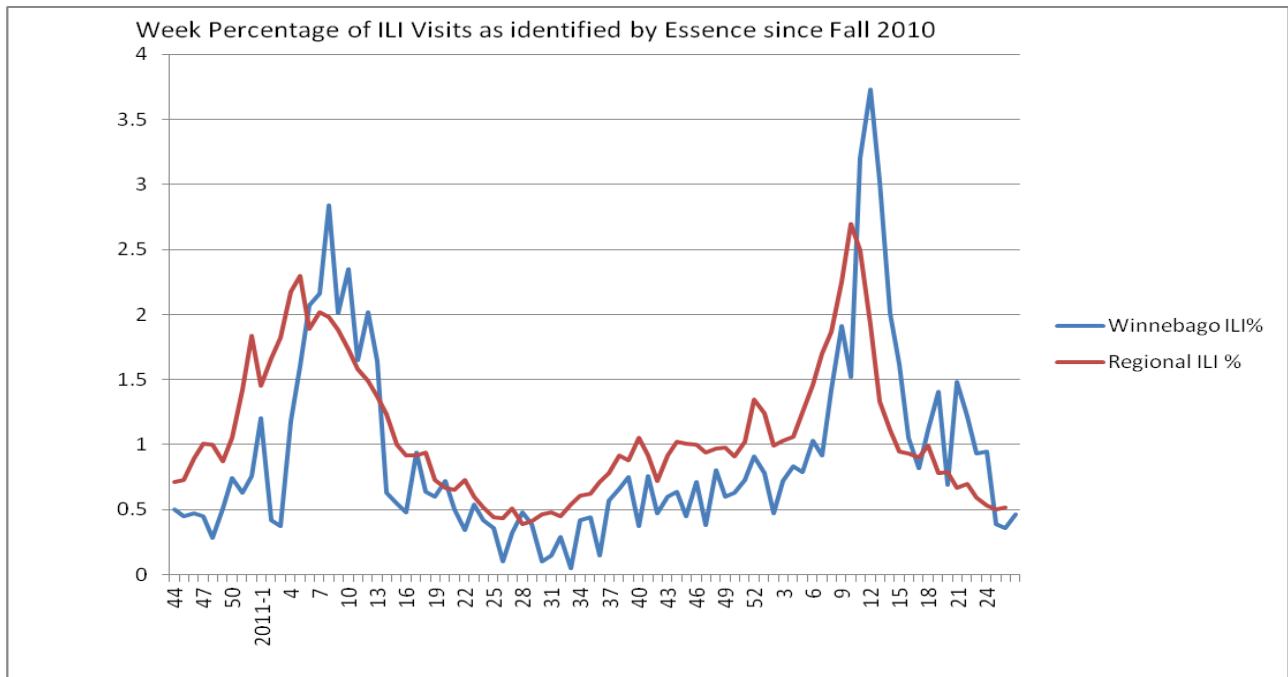


Figure 2 displays the weekly percentage of Influenza-Like Illness (ILI) as identified by the Essence Syndromic Surveillance System. The blue line shows the percentage of ILI Emergency Department visits in Winnebago County from our two participating hospitals and the red line shows the regional ILI percentage for counties participating in Essence. For CDC Week 25, Winnebago County reported an ILI percent of **.36** , lower than the regional ILI percent of **.50**. This graph displays the most current Essence data, which is through CDC Week 26. ILI for CDC Week 26 for Winnebago County is **.46%** , compared with regional ILI at **.52%**.

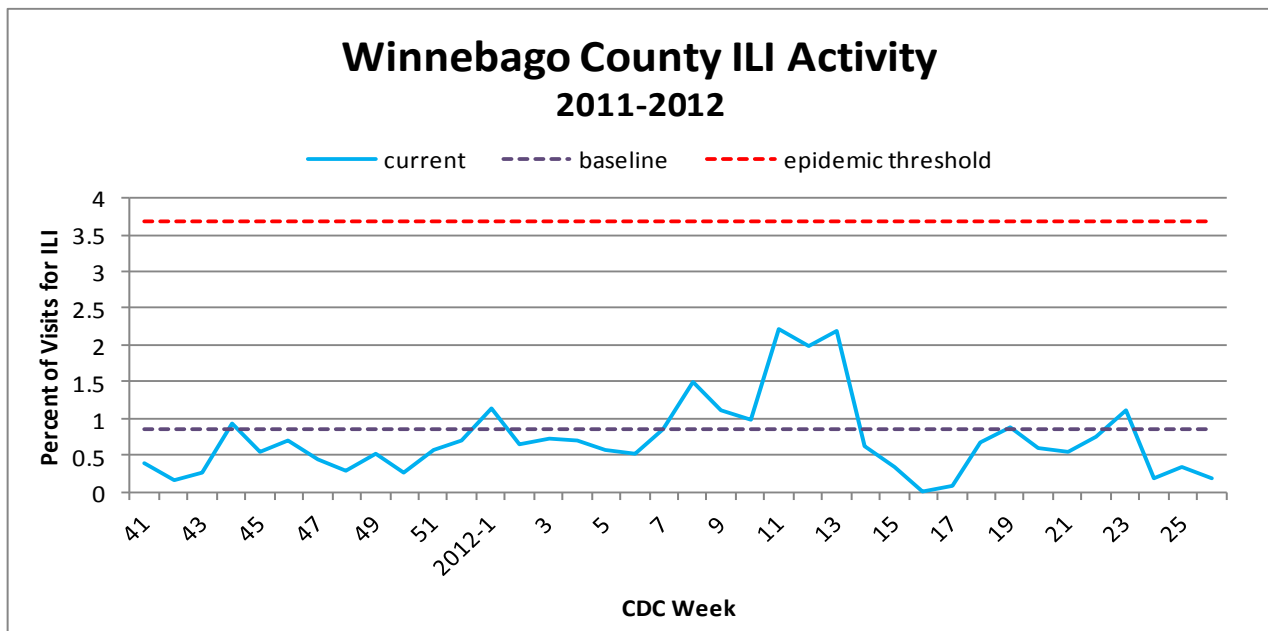


Figure 3 is the representation of visits from our sentinel sites not participating in Essence for ILI. ILI activity among the three sites for CDC Week 25 was: **.20 %**

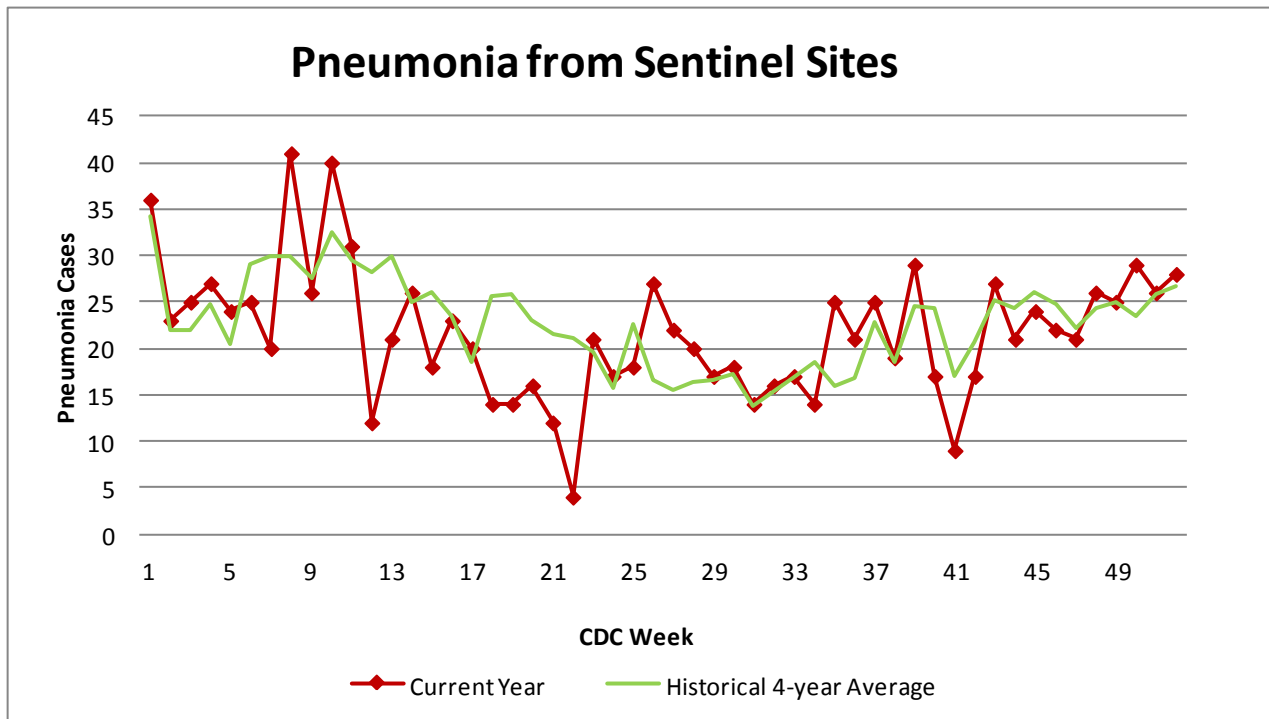


Figure 4 compares the current number of pneumonia hospital admissions (red line) against the 4-year historical average (the green line). For CDC Week 25, we have 18 total hospital admittances reported. Note that all data are preliminary and numbers for weeks 24, 25, and 26 are still arriving.

New to the 2012-2013 Influenza Season

Trivalent influenza vaccines will include two new strains and retain only one of the three strains used in the vaccine for the past two seasons, according to the recommendation from the Food and Drug Administration (FDA) Vaccines and Related Biological Products Advisory Committee. The recommended composition for the 2012-2013 influenza season in the Northern Hemisphere is:

- A/California/7/2009 (H1N1)-like virus**
- A/Victoria/361/2011(H3N2)-like virus**
- B/Wisconsin/1/2010-like virus (B/Yamagata lineage)**



Questions/Comments?

Health Promotion and Protection
 Winnebago County
 Health Department
 PO Box 4009
 401 Division Street
 Rockford, IL 61110-0509
 815-720-4050



Public Health
 Prevent. Promote. Protect.