



Weekly Influenza Surveillance Report CDC Week 34 August 19th-August 25th, 2012

In Brief:

Mortality

Confirmed deaths from Pneumonia/Influenza Week 34: **2**

Percent of deaths due to Pneumonia/Influenza Week 34: **4.0%**

Influenza-Like Illness Surveillance

Sentinel Site ILI rate -Week 34 ending August 25th: **.39%**

Pneumonia Hospital Admissions

Week 34 Ending August 25th: **12**

Previous Week 33 Ending August 18th: **23**

Note: Numbers include 2 hospitals and are one week behind due to reporting methods.

School Attendance Week 34 Ending August 25th: **Not reported**

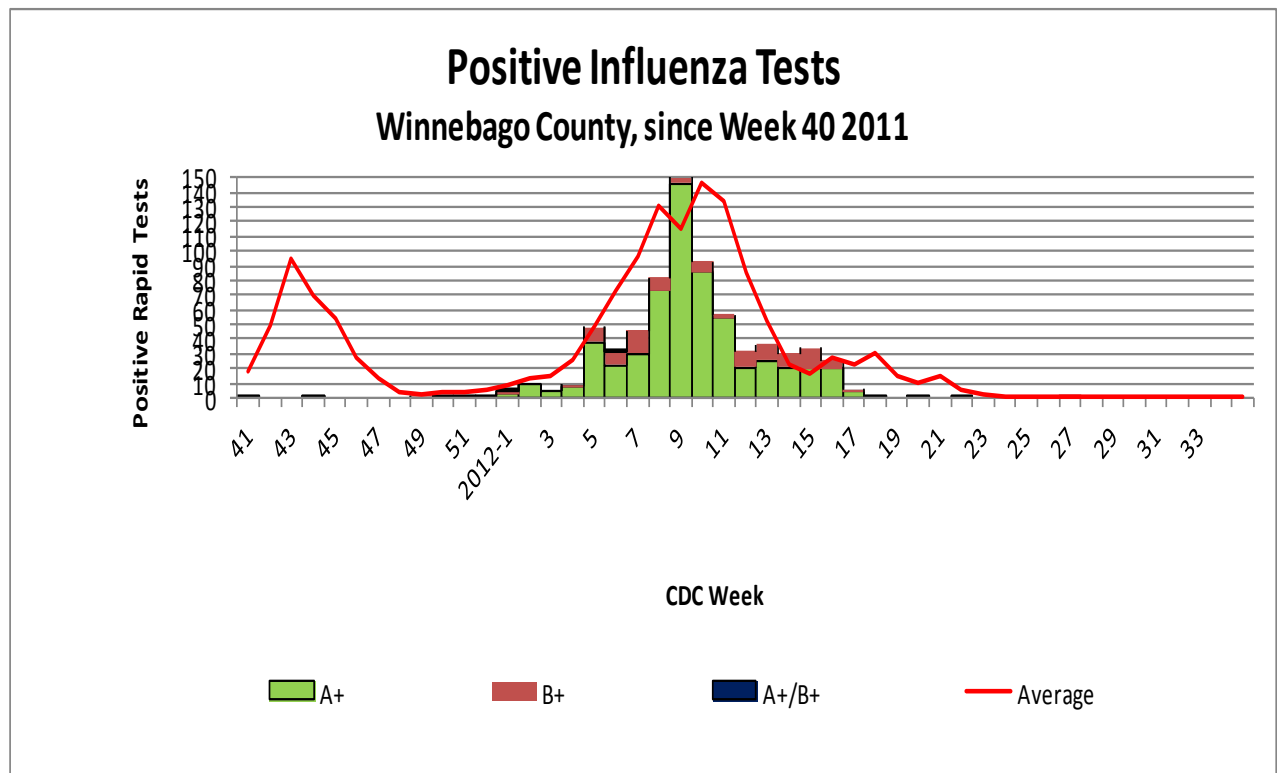


Figure 1 displays the current number of rapid flu cases reported to our department and broken down by influenza sub-typing compared to a 4-year historical average (the red line). 719 total positive rapid flu cases have been reported for the 2011-12 flu season. No cases of influenza have been reported for week 34.

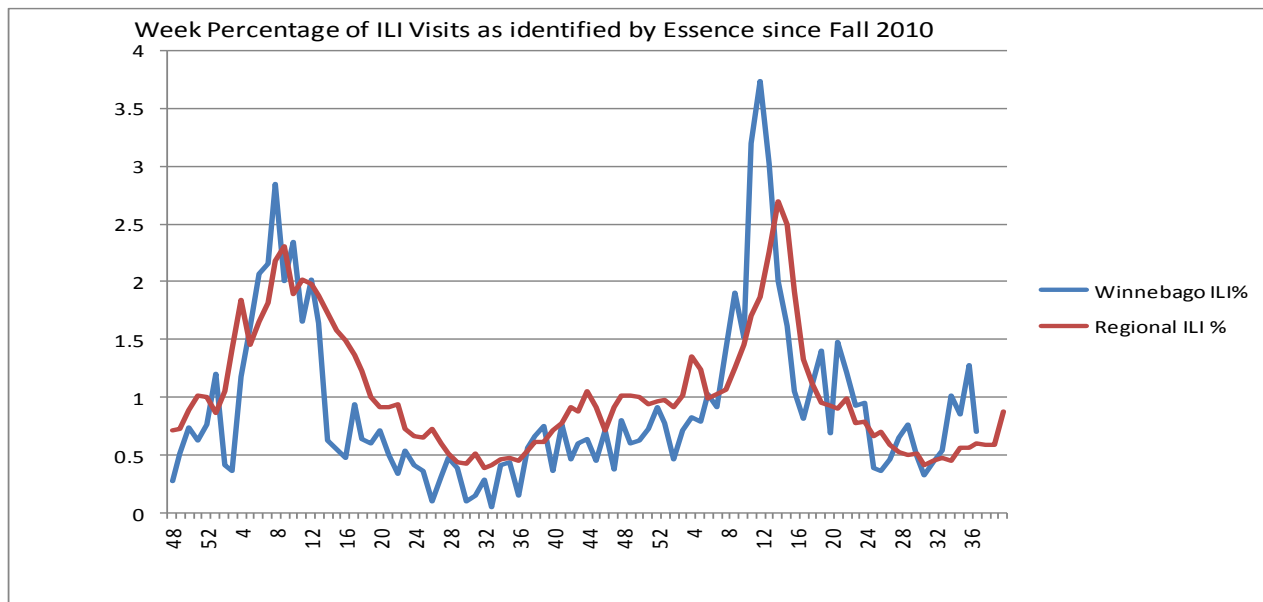


Figure 2 displays the weekly percentage of Influenza-Like Illness (ILI) as identified by the Essence Syndromic Surveillance System. The blue line shows the percentage of ILI Emergency Department visits in Winnebago County from our two participating hospitals and the red line shows the regional ILI percentage for counties participating in Essence. This graph displays the most current Essence data, which is through CDC Week 36. ILI for CDC Week 36 for Winnebago County is **.7%** , compared with regional ILI at **.88%**.

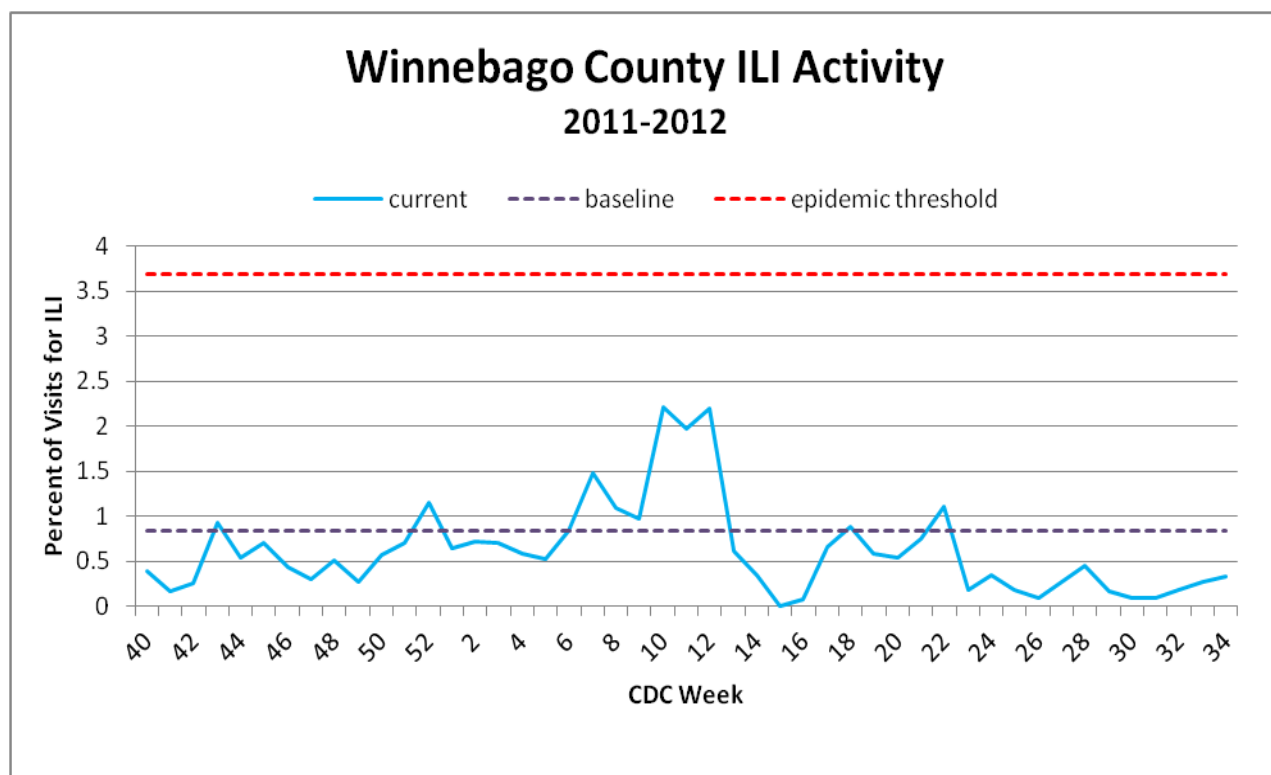


Figure 3 is the representation of visits from our sentinel sites not participating in Essence for ILI. ILI activity among the three sites for CDC Week 34 was: **.39%**

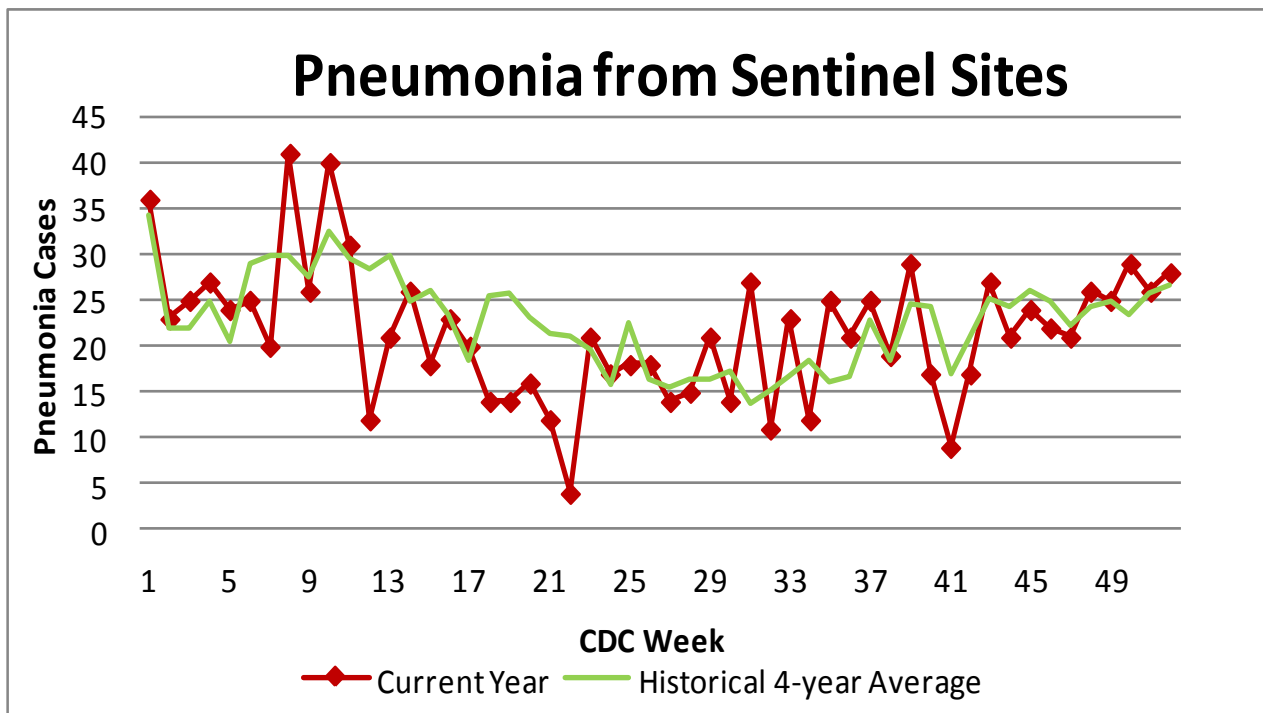


Figure 4 compares the current number of pneumonia hospital admissions (red line) against the 4-year historical average (the green line). For CDC Week 34, we have 12 total hospital admittances reported. Note that all data are preliminary and numbers for weeks 32, 33, and 34 are still arriving.

As of the end of August of 2012, CDC had reported Influenza A (H3N2) variant virus infection in 288 humans in the United States. The states with cases include: Hawaii, Illinois, Indiana, Maryland, Michigan, Minnesota, Ohio, Pennsylvania, West Virginia, and Wisconsin. Most cases of H3N2v infection have occurred in children who are exhibiting swine, or have had close contact with swine over a longer duration. Most cases have had mild illness.

While continued investigations indicate the main risk factor is contact to swine, there have been a limited number of cases of likely human to human transmission. So far, the severity of illnesses associated with this virus in people has been similar to the severity of illnesses associated with seasonal flu virus infections. There is no sustained community transmission of H3N2v taking place at this time.



**Questions/
Comments?**

Health Promotion and
Protection
Winnebago County
Health Department
PO Box 4009
401 Division Street



Public Health
Prevent. Promote. Protect.