



Winnebago County Health Department



Weekly Influenza Surveillance Report CDC Week 40 September 30th–October 6th, 2012

In Brief:

Mortality

Confirmed deaths from Pneumonia/Influenza Week 40: **4**

Percent of deaths due to Pneumonia/Influenza Week 40: **5.8%**

Influenza-Like Illness Surveillance

Sentinel Site ILI rate -Week 40 ending October 6th: **.78%**

Pneumonia Hospital Admissions

Week 40 Ending October 6th: **15**

Previous Week 39 Ending September 29th: **21**

Note: Numbers include 2 hospitals and are one week behind due to reporting methods.

School Attendance Week 40 Ending October 6th: **100%**

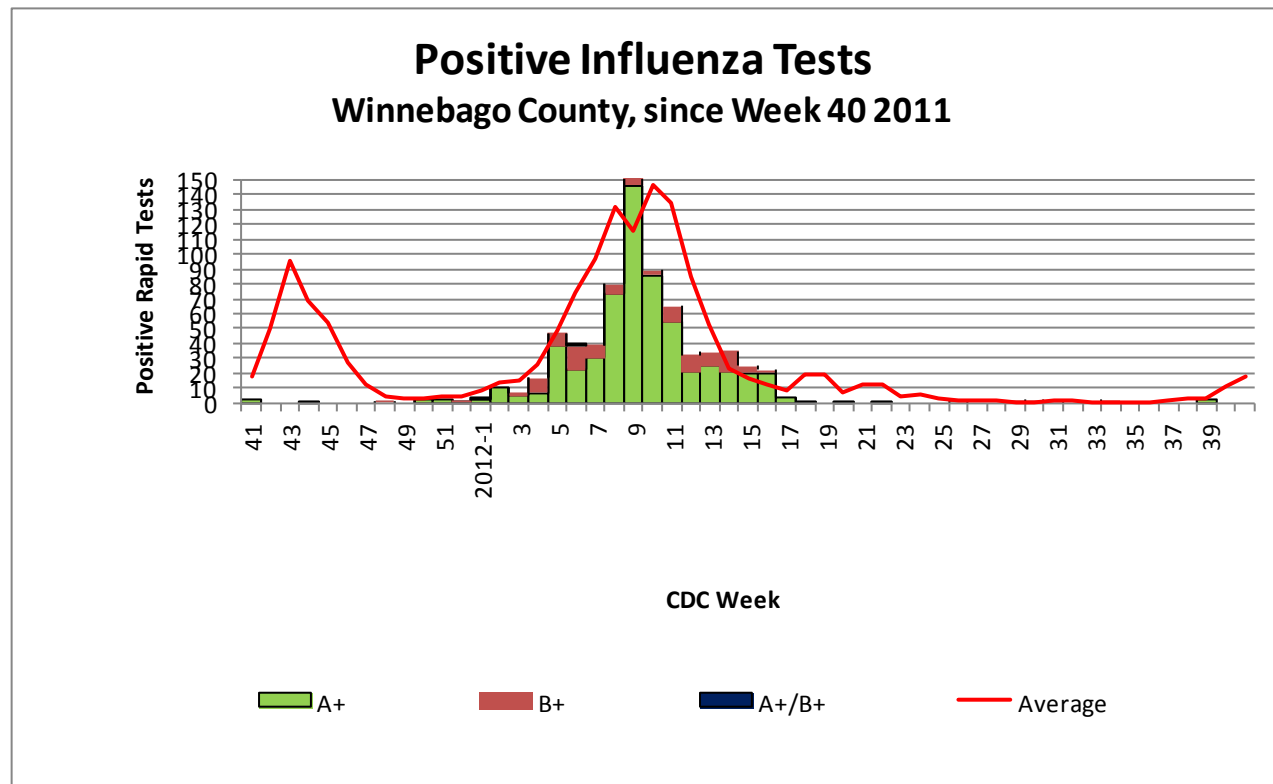


Figure 1 displays the current number of rapid flu cases reported to our department and broken down by influenza sub-typing compared to a 4-year historical average (the red line). 727 total positive rapid flu cases have been reported for the 2011-12 flu season. Four cases of influenza have been reported for week 40.

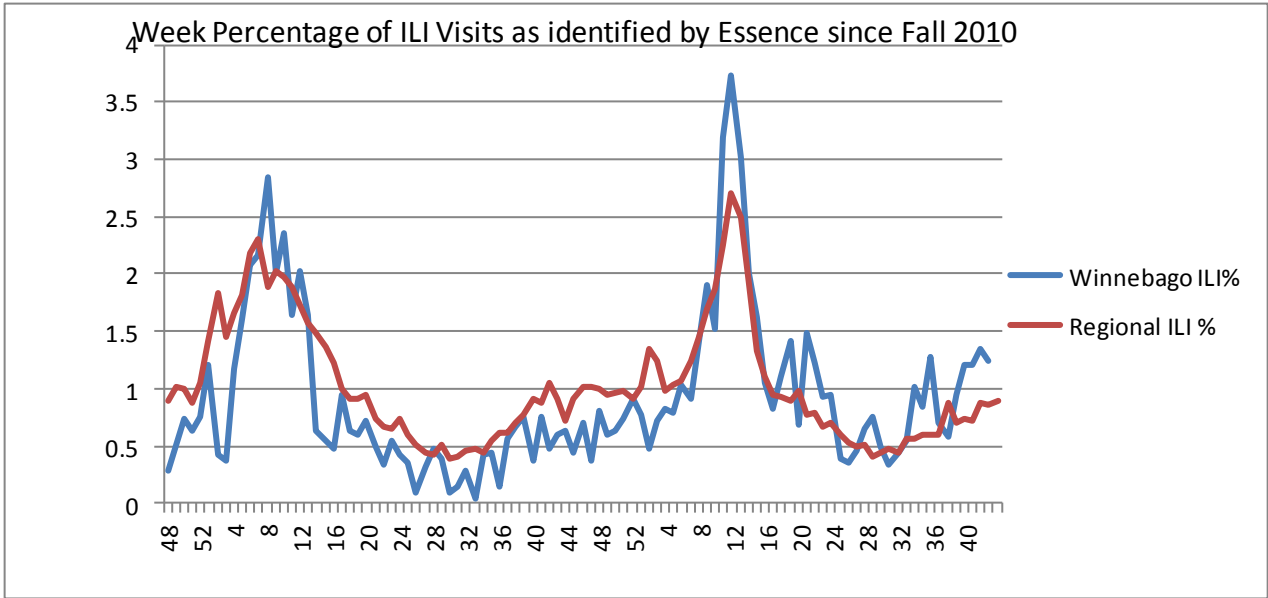


Figure 2 displays the weekly percentage of Influenza-Like Illness (ILI) as identified by the Essence Syndromic Surveillance System. The blue line shows the percentage of ILI Emergency Department visits in Winnebago County from our two participating hospitals and the red line shows the regional ILI percentage for counties participating in Essence. This graph displays the most current Essence data, which is through CDC Week 42. ILI for CDC Week 42 for Winnebago County is **1.24 %** , compared with regional ILI at **.90%**

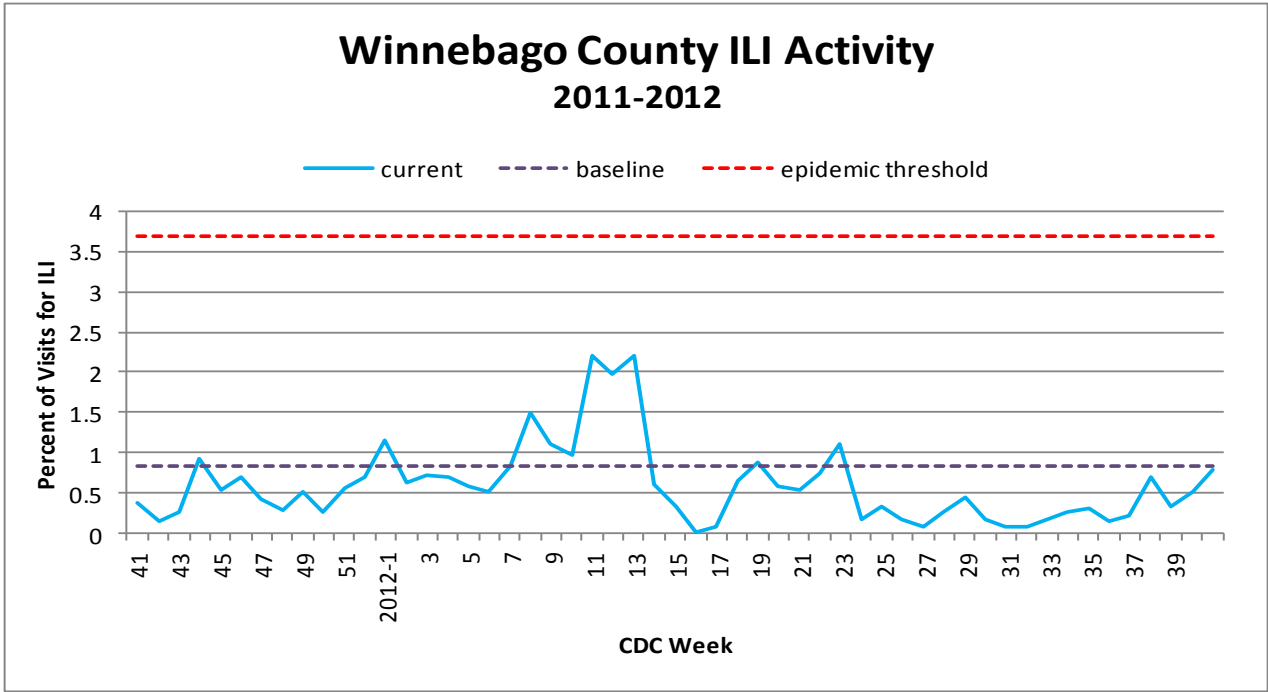


Figure 3 is the representation of visits from our sentinel sites not participating in Essence for ILI. ILI activity among the three sites for CDC Week 40 was: **.78%**

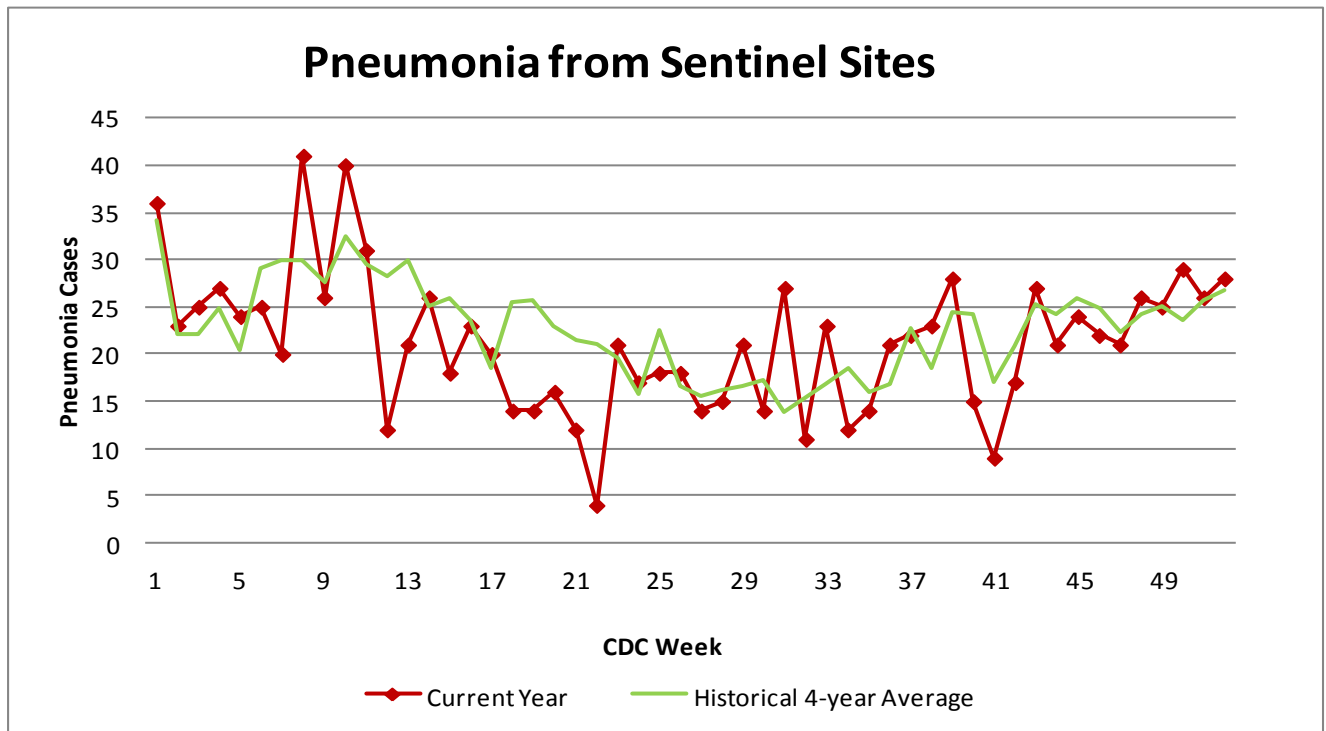


Figure 4 compares the current number of pneumonia hospital admissions (red line) against the 4-year historical average (the green line). For CDC Week 40, we have 15 total hospital admittances reported. Note that all data are preliminary and numbers for weeks 38, 39, and 40 are still arriving.

Outside the County:

Regional Influenza Activity (as of Week 40)

During week 40, the following influenza activity was reported:

- Local influenza activity was reported by one state (Iowa).
- Sporadic influenza activity was reported by the District of Columbia and 32 states (Alabama, Alaska, California, Connecticut, Florida, Georgia, Hawaii, Louisiana, Maryland, Massachusetts, Michigan, Minnesota, Mississippi, Nevada, New Hampshire, New Jersey, New Mexico, New York, North Carolina, North Dakota, Ohio, Oklahoma, Oregon, Rhode Island, South Carolina, South Dakota, Tennessee, Texas, Utah, Washington, Wisconsin, and Wyoming).
- No influenza activity was reported by Guam and 16 states (Arizona, Arkansas, Colorado, Idaho, Illinois, Indiana, Kansas, Kentucky, Maine, Missouri, Montana, Nebraska, Pennsylvania, Vermont, Virginia, and West Virginia).
- Puerto Rico, the U.S. Virgin Islands, and Delaware did not report.



**Questions/
Comments?**

Health Promotion and
Protection
Winnebago County
Health Department
PO Box 4009
401 Division Street



Public Health
Prevent. Promote. Protect.

ILI Activity Level (influenza Like Illnesses reported Week 40)

Illinois is **MINIMAL** on the scale