



Weekly Influenza Surveillance Report CDC Week 49 December 2nd-December 8th, 2012

In Brief:

Mortality

Confirmed deaths from Pneumonia/Influenza Week 49: **2**
Percent of deaths due to Pneumonia/Influenza Week 49: **3.12 %**

Influenza-Like Illness Surveillance

Sentinel Site ILI rate -Week 49 Ending December 8th: **.75%**
Note: Only 1 sentinel site reporting for Week 49

Pneumonia Hospital Admissions

Week 49 Ending December 8th: **30**
Previous Week 48 Ending December 1st: **19**
Note: Numbers include 2 hospitals and are one week behind due to reporting methods.

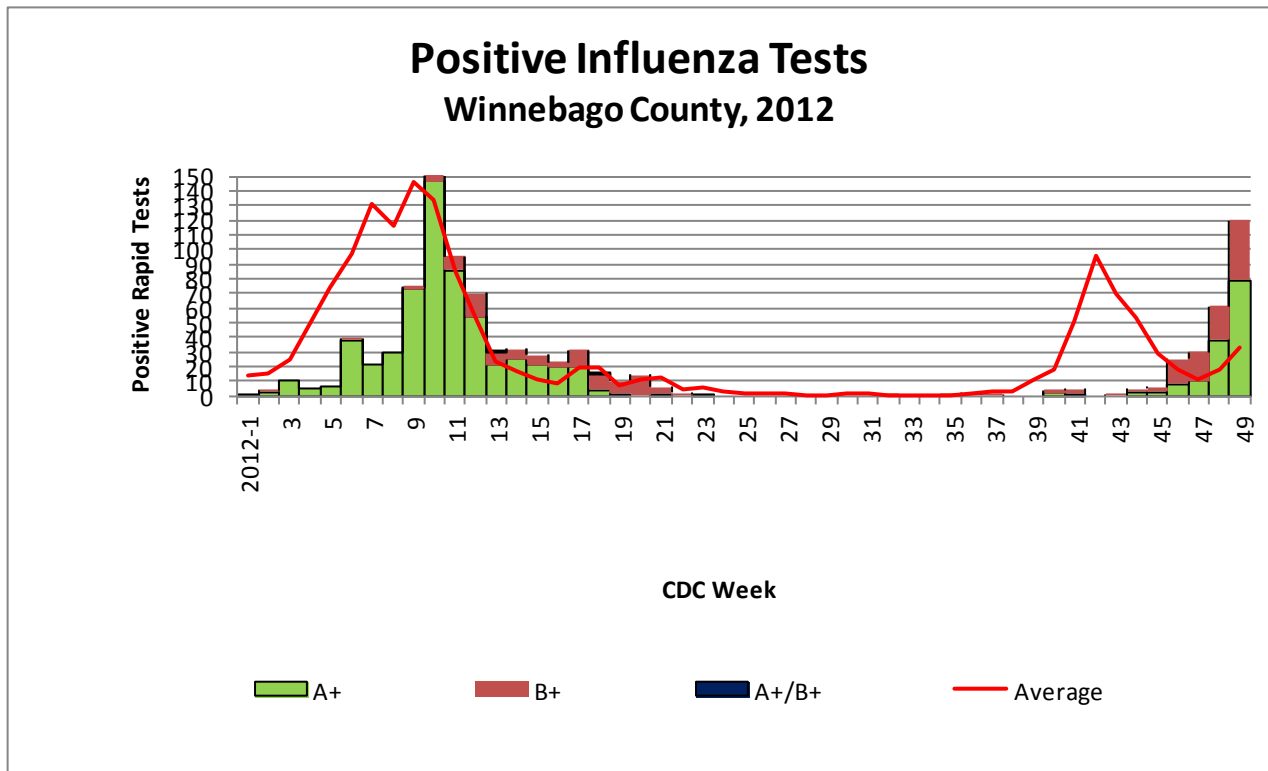


Figure 1 displays the current number of rapid flu cases reported to WCHD and broken down by influenza sub-typing compared to a 4-year historical average (the red line). The average is elevated due to the inclusion of H1N1 data from 2009. 257 total positive rapid flu cases have been reported for the 2012-2013 flu season. 120 cases of influenza have been reported for week 49.

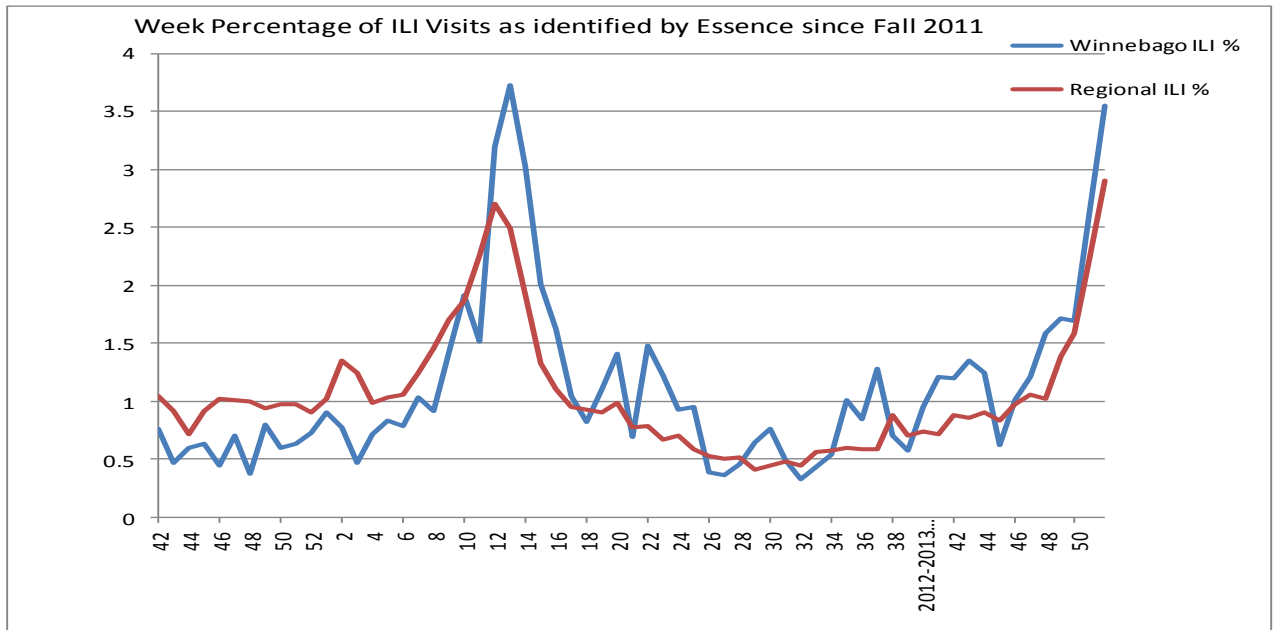


Figure 2 displays the weekly percentage of Influenza-Like Illness (ILI) as identified by the Essence Syndromic Surveillance System. The blue line shows the percentage of ILI Emergency Department visits in Winnebago County from our two participating hospitals and the red line shows the regional ILI percentage for counties participating in Essence. This graph displays the most current Essence data, which is through CDC Week 50. ILI for CDC Week 50 for Winnebago County is **3.55 %**, compared with Regional ILI at **2.9%**.

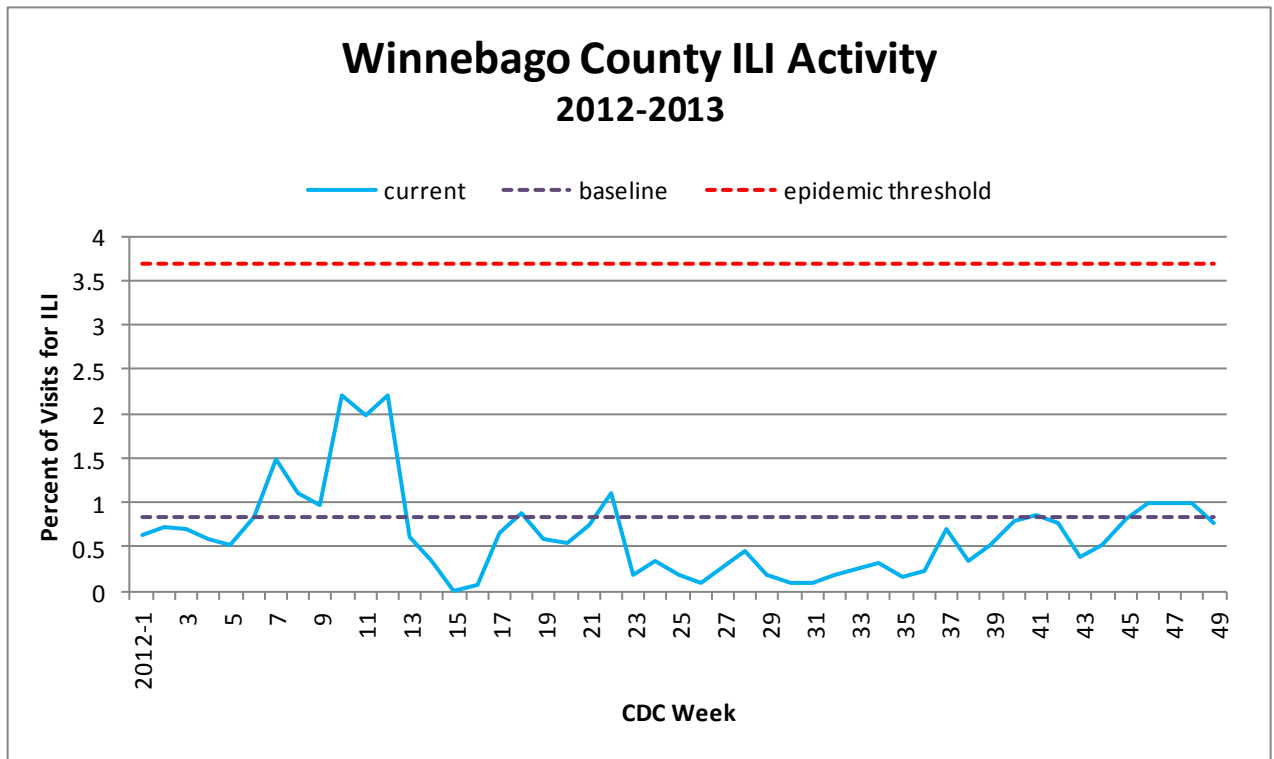


Figure 3 is the representation of visits from our sentinel sites not participating in Essence for ILI. ILI activity among the one site reporting for CDC Week 49 was: **0.75%**

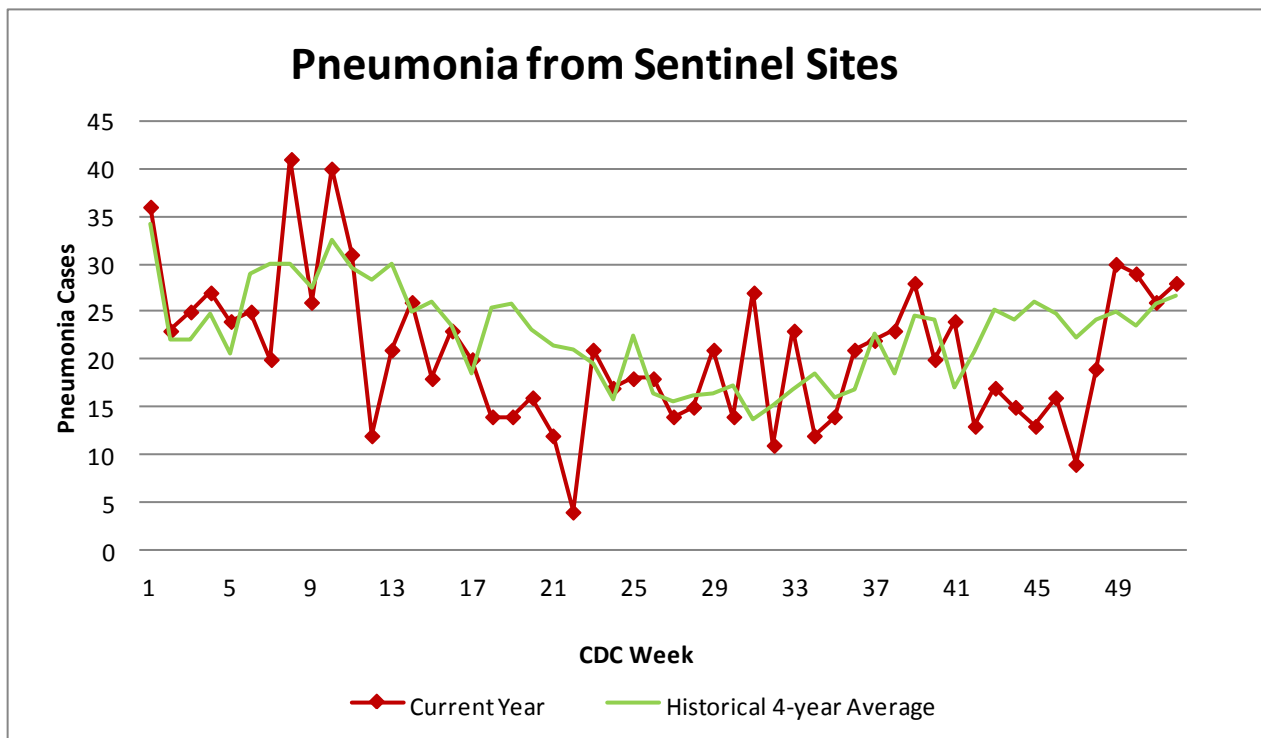


Figure 4 compares the current number of pneumonia hospital admissions (red line) against the 4-year historical average (the green line). For CDC Week 49, we have 30 total hospital admittances reported. Note that all data are preliminary and numbers for weeks 47, 48, and 49 are still arriving.

Outside the County:

Regional Influenza Activity (as of Week 49)

During week 49, the following influenza activity was reported:

- Widespread influenza activity was reported by 18 states (Alabama, Alaska, Arkansas, Connecticut, Florida, Kentucky, Iowa, Massachusetts, Mississippi, New York, North Carolina, Ohio, Pennsylvania, Rhode Island, South Carolina, Texas, Utah, and Wyoming).
- Regional influenza activity was reported by 17 states (Georgia, Idaho, Illinois, Indiana, Kansas, Louisiana, Maine, Michigan, Minnesota, Missouri, New Jersey, North Dakota, South Dakota, Tennessee, Virginia, West Virginia, and Wisconsin).
- Local influenza activity was reported by the District of Columbia and 11 states (Arizona, Colorado, Maryland, Montana, Nebraska, Nevada, New Hampshire, New Mexico, Oklahoma, Oregon, and Washington).
- Sporadic influenza activity was reported by Guam and 4 states (California, Delaware, Hawaii, and Vermont).
- Puerto Rico and the U.S. Virgin Islands did not report.



**Questions/
Comments?**

Health Promotion and
Protection
Winnebago County
Health Department
PO Box 4009
401 Division Street



Public Health
Prevent. Promote. Protect.

ILI Activity Level (Influenza Like Illnesses reported Week 49)

Illinois is LOW on the scale