




# Winnebago County Health Department



## Weekly Influenza Surveillance Report CDC Week 7 February 12th -February 18th, 2012

### In Brief:

#### **Mortality**

Confirmed deaths from Pneumonia/Influenza Week 7: **6**

Percent of deaths due to Pneumonia/Influenza Week 7: **10.16 %**

#### **Influenza-Like Illness Surveillance**

Sentinel Site ILI rate -Week 7 ending February 18th: **1.27 %**

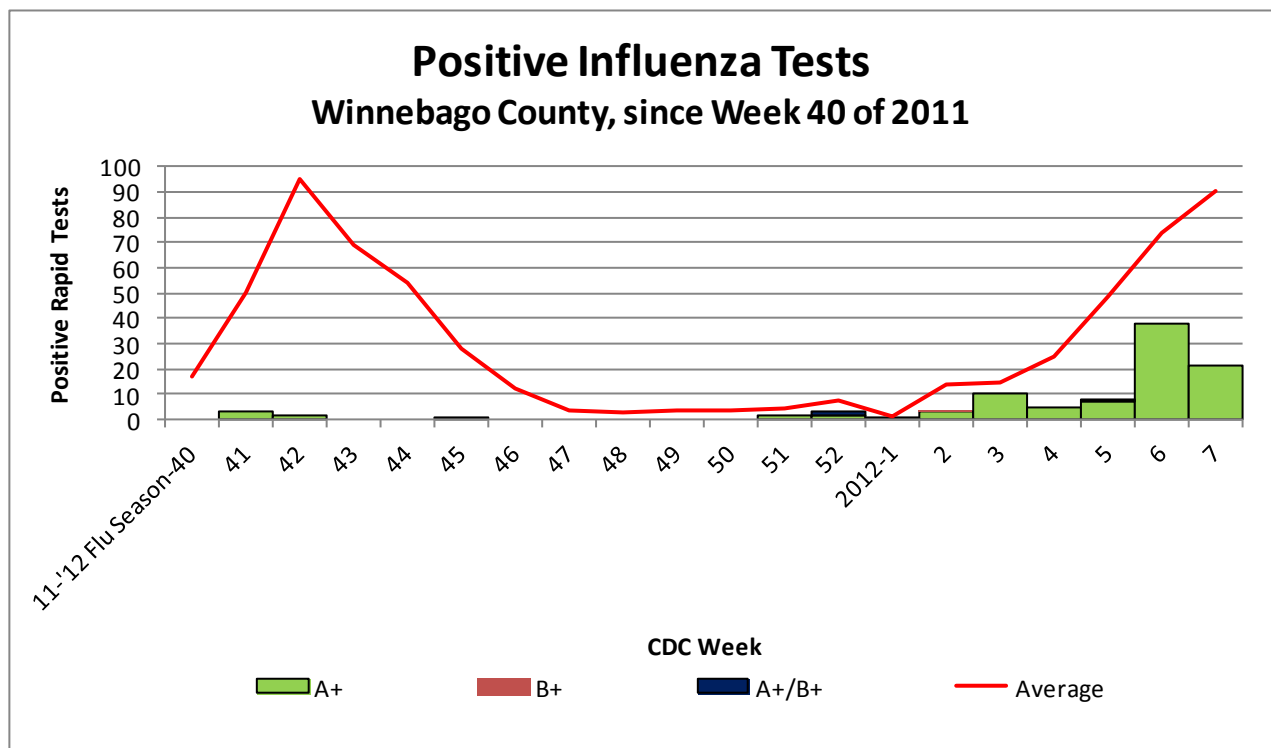
#### **Pneumonia Hospital Admissions**

Week 7 Ending February 18th: **39**

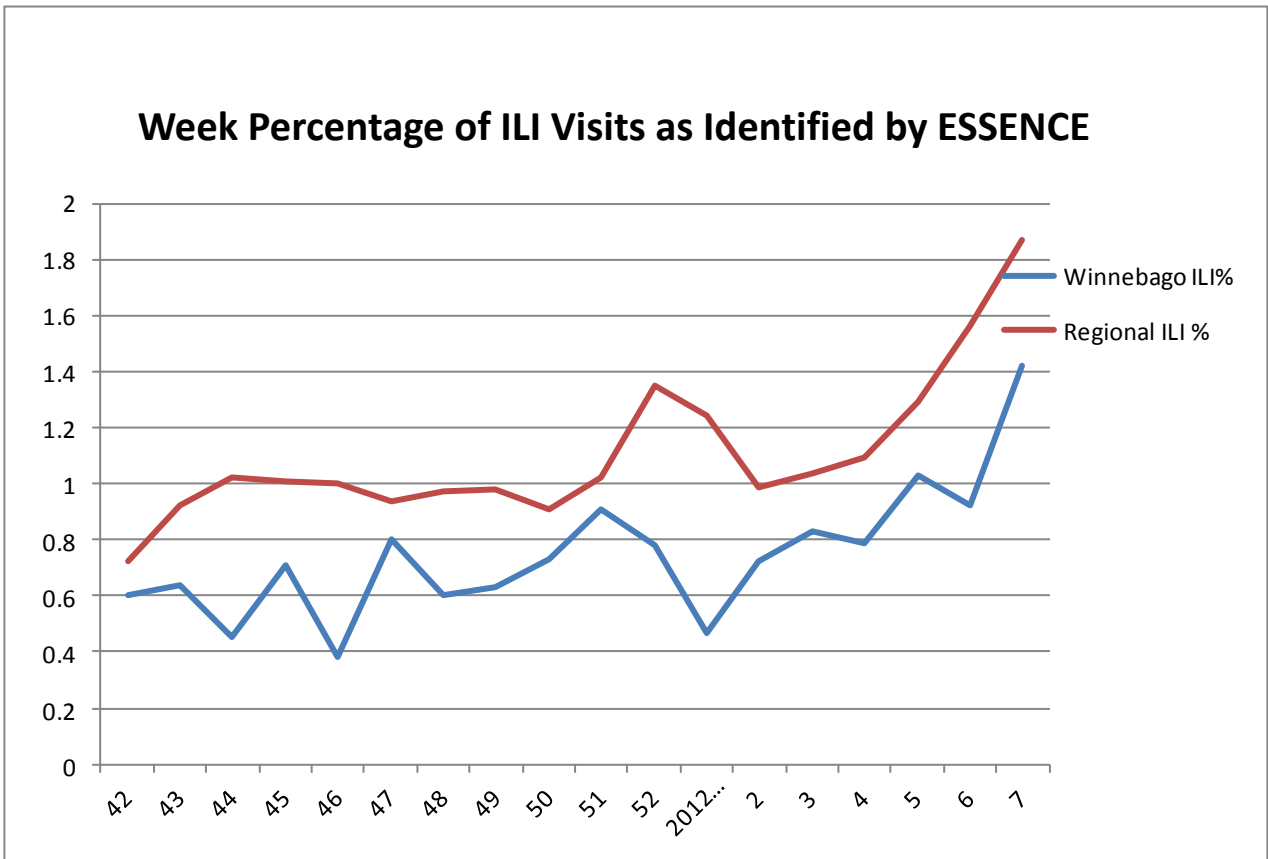
Previous Week 6 Ending February 11th: **26**

Note: Numbers include 2 hospitals and are one week behind due to reporting methods.

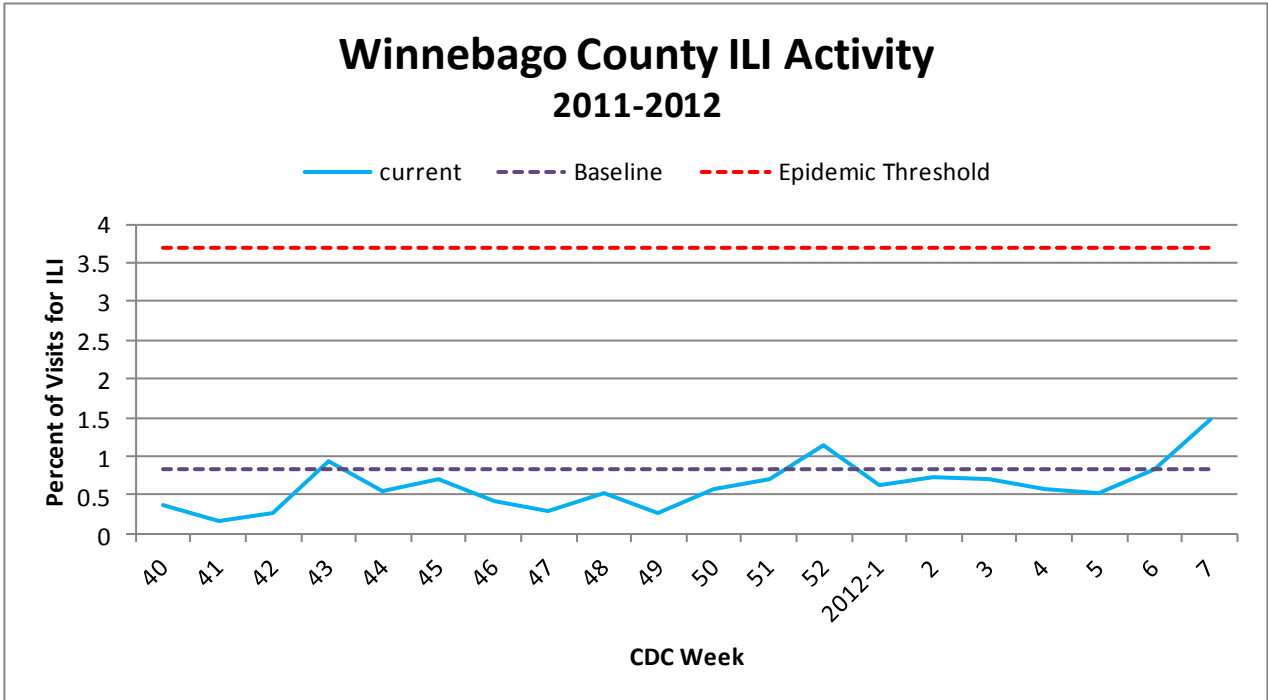
**School Attendance** Week 7 Ending February 18th: **99.9%**



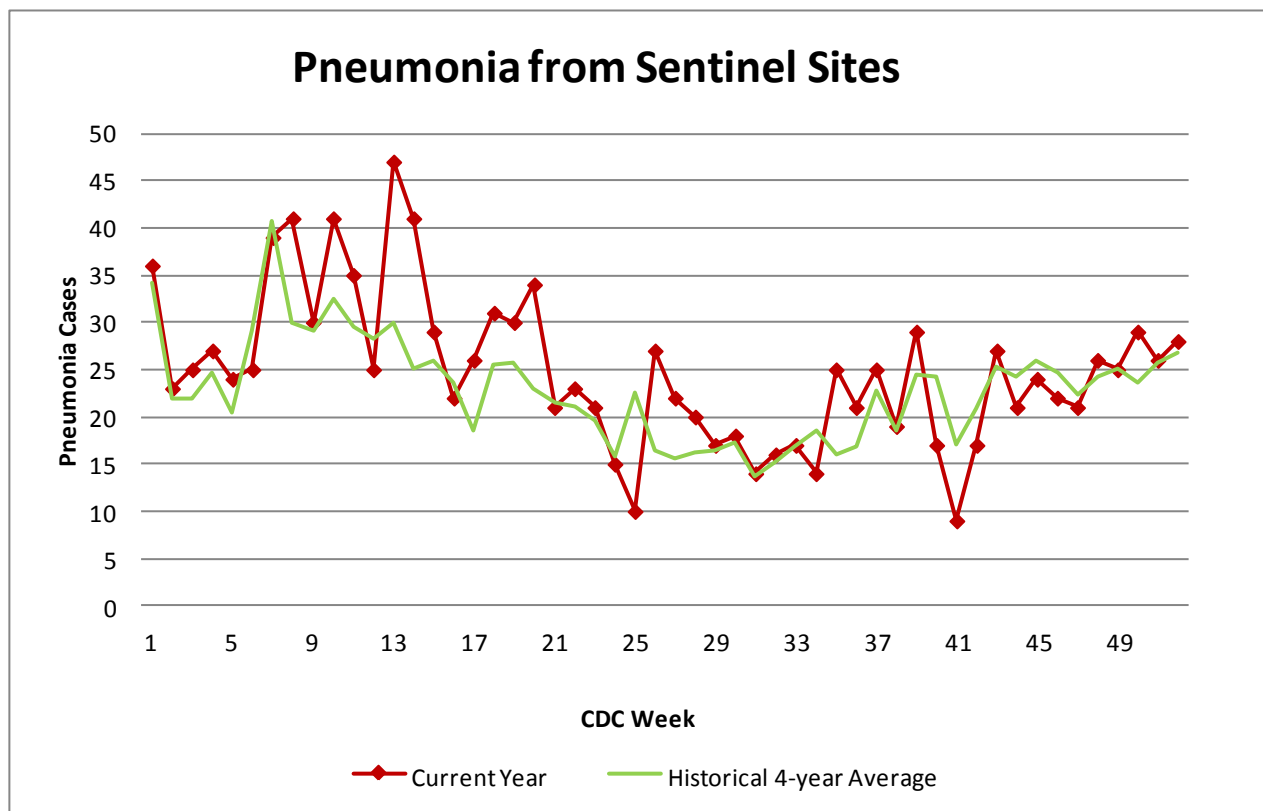
**Figure 1** displays the current number of rapid flu cases reported to our department and broken down by influenza sub-typing compared to a 4-year historical average (the red line). 98 total positive rapid flu cases have been reported for the 2011-12 flu season. 21 cases of Influenza have been reported for week 7.



**Figure 2** displays the weekly percentage of Influenza-Like Illness (ILI) as identified by the Essence Syndromic Surveillance System. The blue line shows the percentage of ILI Emergency Department visits in Winnebago County from our two participating hospitals and the red line shows the regional ILI percentage for all counties participating in ESSENCE. For CDC Week 7, Winnebago County reported an ILI percent of **1.42**, lower than the regional ILI percent of **1.87**.



**Figure 3** is the representation of all visits from our sentinel sites not participating in Es-  
sence for ILI. ILI activity among the three sites for CDC Week 7 was 1.76%.



**Figure 4** compares the current number of pneumonia hospital admissions (red line) against the 4-year historical average (the green line). For CDC Week 7, we have 39 total hospital admittances reported. Note that all data are preliminary and numbers for weeks 5, 6, and 7 are still arriving.

### Outside the County:

Illinois influenza activity (as of Week 7):

#### **Illinois reported Regional INFLUENZA ACTIVITY**

**During week 7, the following influenza activity was**

- Widespread influenza activity was reported by 2 states (California and Colorado).
- Regional influenza activity was reported by 13 states ( Illinois, Iowa, Kansas, Kentucky, Michigan, Missouri, Nevada, New York, Oklahoma, South Dakota, Texas, Utah, and Virginia).
- Local influenza activity was reported by 20 states (Alabama, Arizona, Connecticut, Georgia, Idaho, Louisiana, Massachusetts, Minnesota, Montana, Nebraska, New Hampshire, New Jersey, New Mexico, North Carolina, North Dakota, Oregon, Pennsylvania, South Carolina, Washington, and Wyoming).
- Sporadic influenza activity was reported by the District of Columbia, Puerto Rico, and 15 states (Alaska, Arkansas, Delaware, Florida, Hawaii, Indiana, Maine, Maryland, Mississippi, Ohio, Rhode Island, Tennessee, Vermont, West Virginia, and Wisconsin).
- No influenza activity was reported by Guam and the U.S. Virgin Islands



#### **Questions/Comments?**

Health Promotion and Protection  
 Winnebago County  
 Health Department  
 PO Box 4009  
 401 Division Street  
 Rockford, IL 61110-0509  
 815-720-4050



**Public Health**  
 Prevent. Promote. Protect.

ILI Activity Level (Influenza like Illnesses reported Week 7)

Illinois is **LOW** on the scale