



## Weekly Influenza Surveillance Report CDC Week 6 February 3rd– February 9th, 2013

### In Brief:

#### **Mortality**

Confirmed deaths from Pneumonia Week 6: **5**

Percent of deaths due to Pneumonia Week 6: **10.76**

#### **Influenza-Like Illness Surveillance**

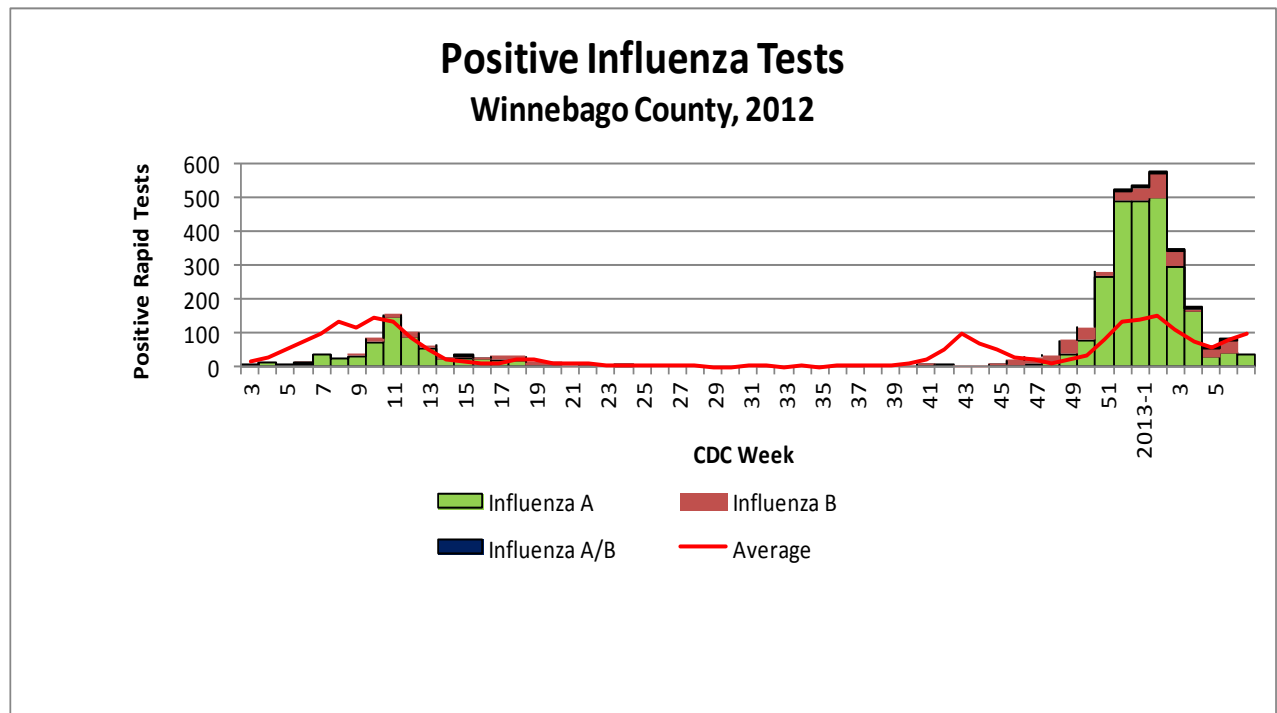
Sentinel Site ILI rate -Week 6 Ending February 9th: **1.09%**

#### **Pneumonia Hospital Admissions**

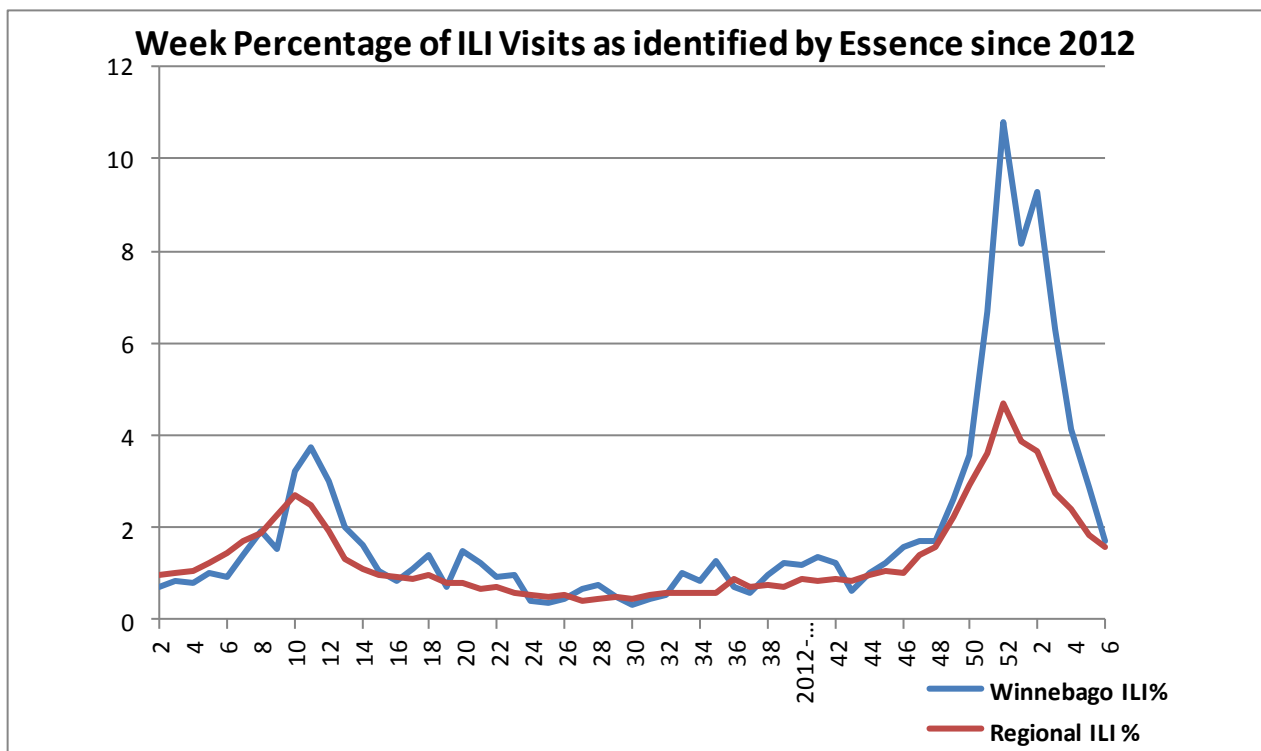
Week 6 Ending February 9th: **16**

Previous Week 5 Ending January 26th: **25**

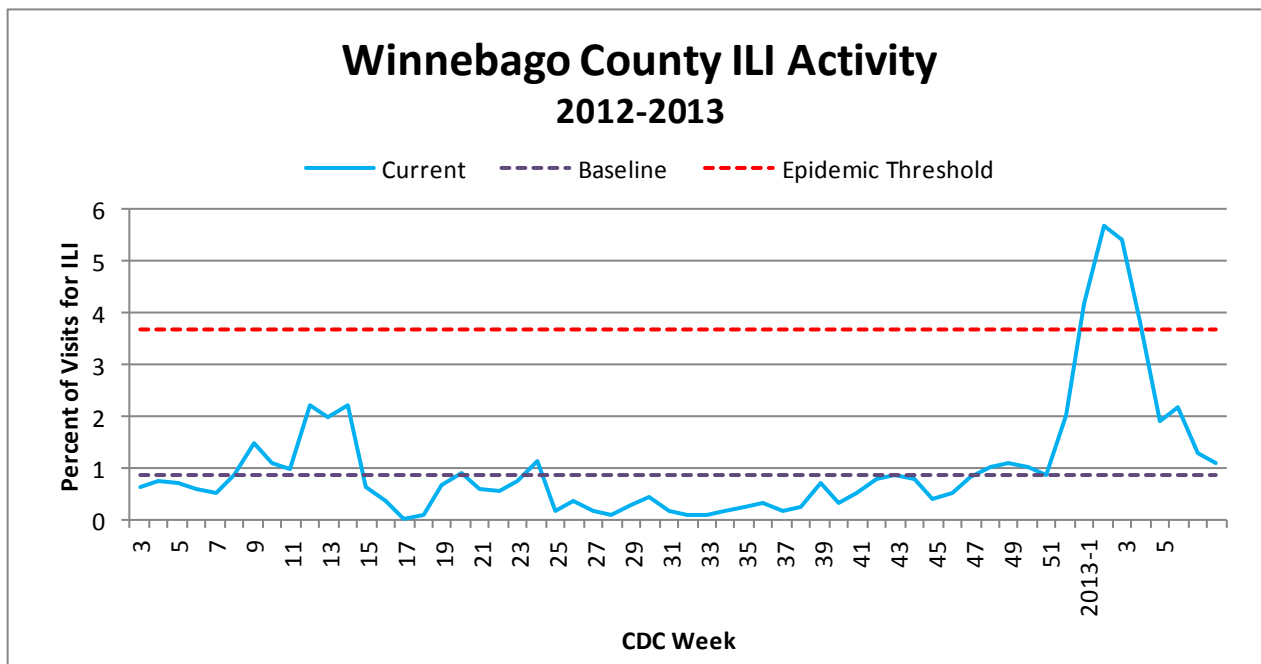
Note: Numbers include 2 hospitals and are one week behind due to reporting methods.



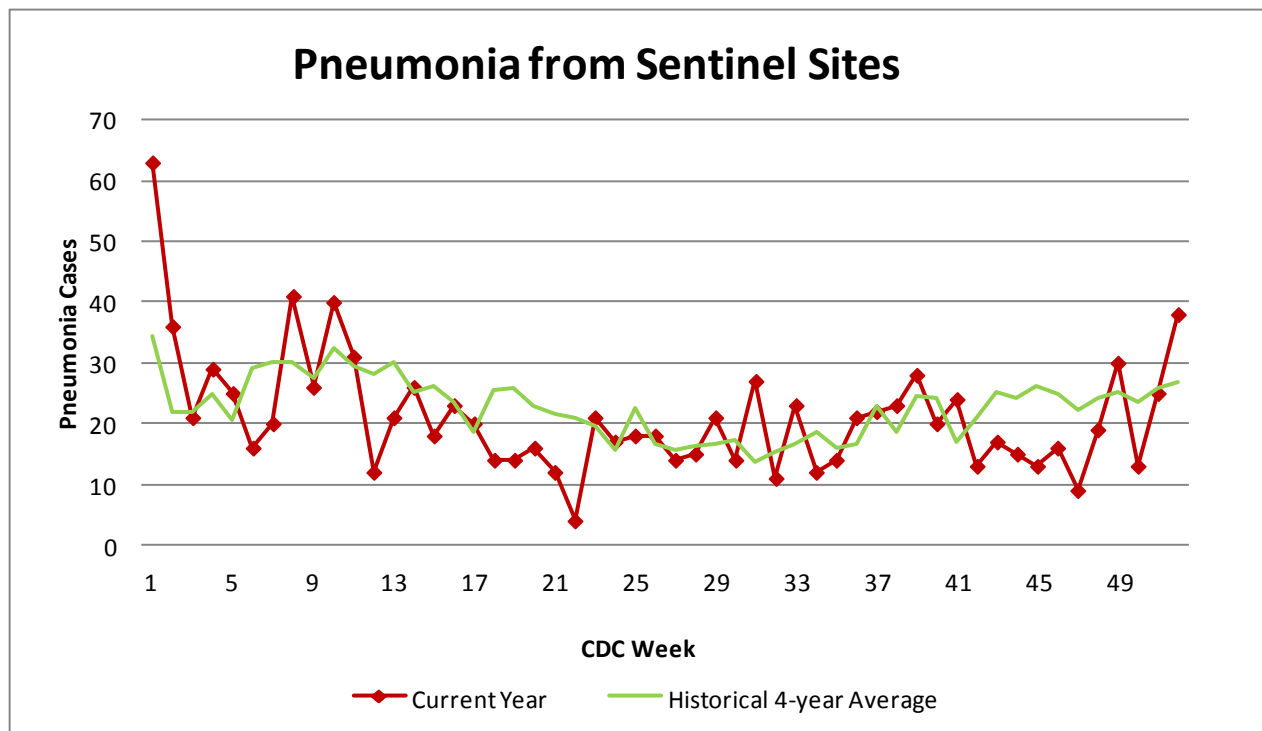
**Figure 1** displays the current number of rapid flu cases reported to WCHD and broken down by influenza sub-typing compared to a 4-year historical average (the red line). The average is elevated due to the inclusion of H1N1 data from 2009. 2,873 total positive rapid flu cases have been reported for the 2012-2013 flu season. 73 cases of influenza have been reported for week 6.



**Figure 2** displays the weekly percentage of Influenza-Like Illness (ILI) as identified by the Essence Syndromic Surveillance System. The blue line shows the percentage of ILI Emergency Department visits in Winnebago County from our two participating hospitals. The red line shows the regional ILI percentage for counties participating in Essence. This graph displays the most current Essence data, which is through CDC Week 6. The last week shown is preliminary data depending on how much data is available for the week. ILI for CDC Week 6 for Winnebago County is **1.71%** , compared with Regional ILI at **1.58%**.



**Figure 3** is the representation of visits from our sentinel sites not participating in Essence for ILI. ILI activity among the three sites reporting for CDC Week 6 was: **1.09%**.



**Figure 4** compares the current number of pneumonia hospital admissions (red line) against the 4-year historical average (the green line). For CDC Week 6, we have 16 total hospital admittances reported. Note that all data are preliminary and numbers for weeks 4, 5, and 6 are still arriving.

***Outside the County:***

**Regional Influenza Activity (as of Week 6)**

During week 6, the following influenza activity was reported:

- **Widespread influenza activity was reported by 31 states (Alaska, Arizona, Arkansas, California, Colorado, Connecticut, Florida, Idaho, Illinois, Indiana, Iowa, Kansas, Maine, Maryland, Massachusetts, Michigan, Missouri, Montana, New Hampshire, New Jersey, New Mexico, New York, Ohio, Oklahoma, Oregon, Pennsylvania, Utah, Virginia, Washington, Wisconsin, and Wyoming).**
- **Puerto Rico and 14 states reported regional influenza activity (Alabama, Hawaii, Kentucky, Louisiana, Minnesota, Nebraska, Nevada, North Dakota, South Carolina, South Dakota, Tennessee, Texas, Vermont, and West Virginia).**
- **The District of Columbia and 4 states (Georgia, Mississippi, North Carolina, and Rhode Island) reported local influenza activity.**
- **Guam and 1 state reported sporadic influenza activity (Delaware).**
- **The U.S. Virgin Islands did not report.**



**Questions/  
Comments**

Health Promotion and Protection  
Winnebago County Health Department  
PO Box 4009  
401 Division Street



**Public Health**  
Prevent. Promote. Protect.

**ILI Activity Level (Influenza Like Illnesses reported Week 6)**

**Illinois is MODERATE on the scale**