



**Weekly Influenza Surveillance Report**  
**CDC Week 45 November 3rd–November 9th, 2013**

**In Brief:**

***Mortality***

Confirmed deaths from Pneumonia/Influenza Week 45: **6**

Percent of deaths due to Pneumonia/Influenza Week 45: **7.7%**

***Influenza-Like Illness Surveillance***

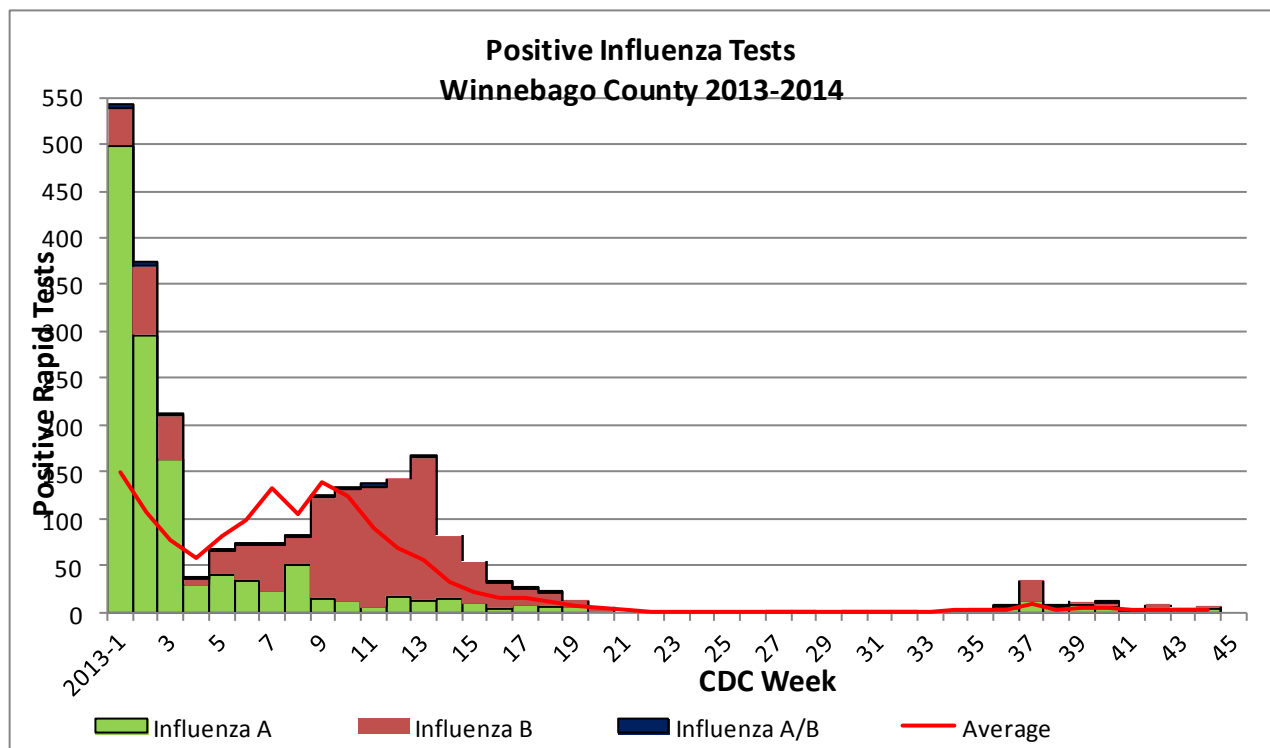
Sentinel Site ILI rate -Week 45 November 9th: **0.6%**

***Pneumonia Hospital Admissions***

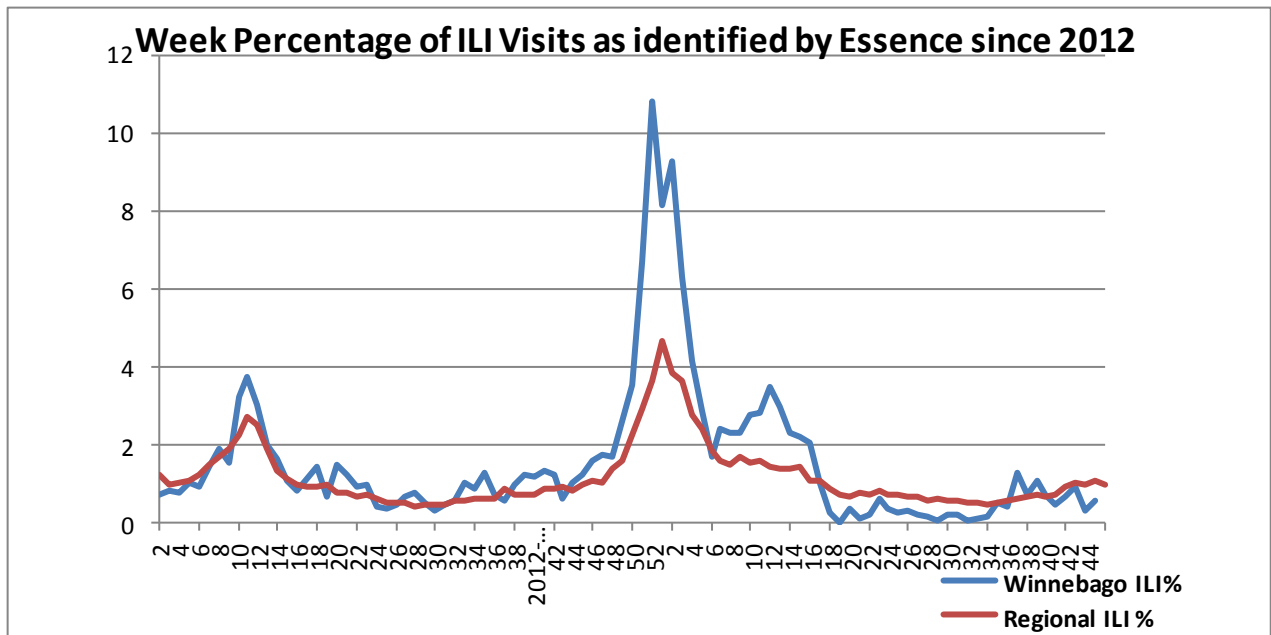
Week 45 Ending November 9th: **19**

Previous Week 44 Ending November 2nd: **24**

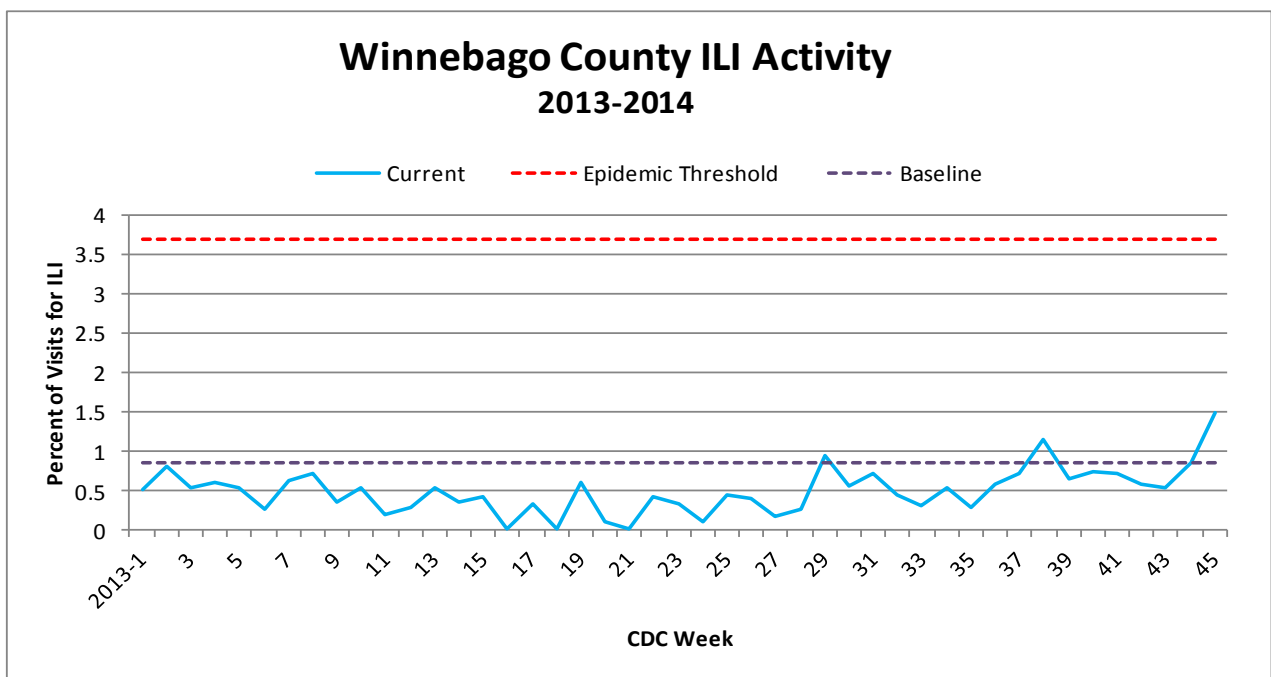
Note: Numbers include 2 hospitals and are one week behind due to reporting methods.



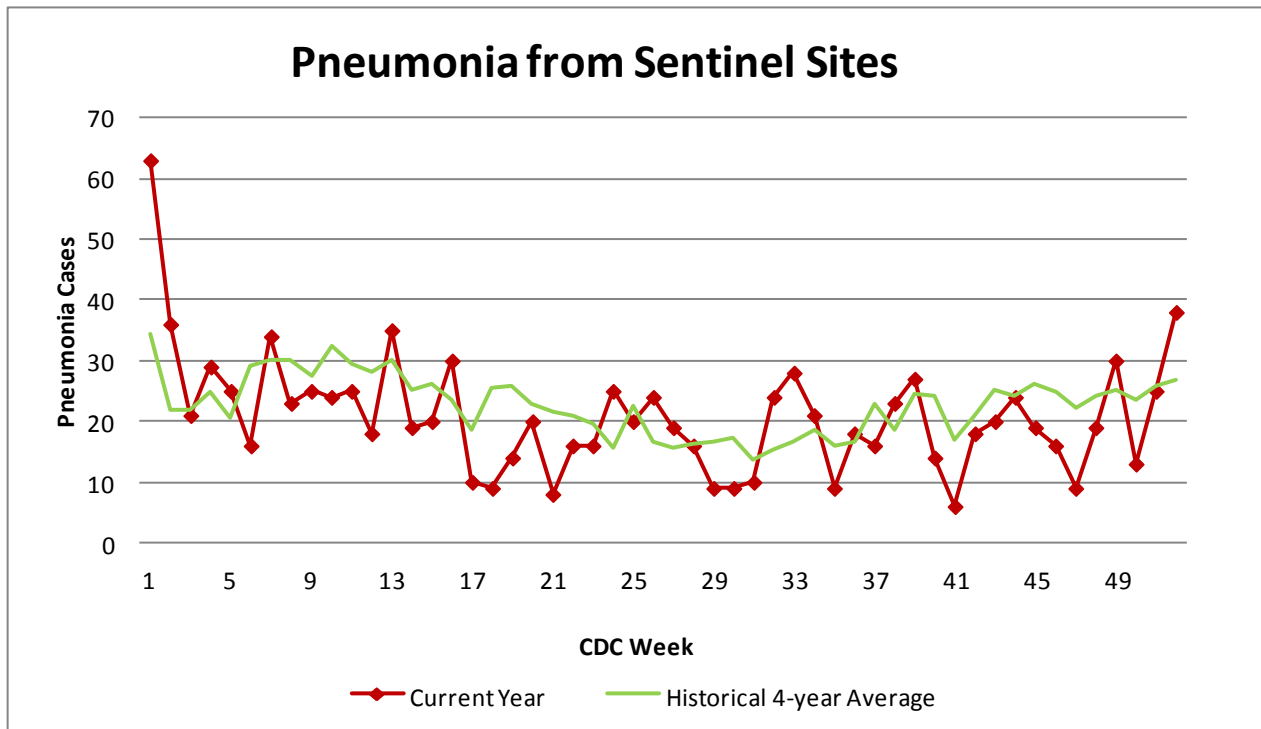
**Figure 1** displays the current number of rapid flu cases reported to our department and broken down by influenza sub-typing compared to a 4-year historical average (the red line). No cases of influenza have been reported for week 45.



**Figure 2** displays the weekly percentage of Influenza-Like Illness (ILI) as identified by the Essence Syndromic Surveillance System. The blue line shows the percentage of ILI Emergency Department visits in Winnebago County from our two participating hospitals and the red line shows the regional ILI percentage for counties participating in Essence. This graph displays the most current Essence data, which is through CDC Week 45 . ILI for CDC Week 45 for Winnebago County is .58% compared with regional ILI at .97%



**Figure 3** is the representation of visits from our sentinel sites not participating in Essence for ILI. ILI activity among the three sites for CDC Week 45 was: **0.6%**



**Figure 4** compares the current number of pneumonia hospital admissions (red line) against the 4-year historical average (the green line). For CDC Week 45, we have 19 total hospital admittances reported. Note that all data are preliminary and numbers for weeks 43, 44, and 45 are still arriving.

### ***Outside the County:***

During week 45, the following influenza activity was reported:

- Regional influenza activity was reported by Puerto Rico and one state (Alabama).
- Local influenza activity was reported by eight states (Alaska, Arkansas, Georgia, Kentucky, Mississippi, Nevada, South Carolina, and Texas).
- Sporadic influenza activity was reported by the District of Columbia, Guam and 35 states (Arizona, California, Colorado, Connecticut, Delaware, Florida, Hawaii, Idaho, Illinois, Indiana, Iowa, Kansas, Louisiana, Maine, Massachusetts, Michigan, Minnesota, Montana, Nebraska, New Jersey, New Mexico, New York, North Carolina, North Dakota, Ohio, Oklahoma, Oregon, Pennsylvania, South Dakota, Tennessee, Utah, Virginia, Washington, Wisconsin, and Wyoming).
- No influenza activity was reported by six states (Maryland, Missouri, New Hampshire, Rhode Island, Vermont, and West Virginia).
- The U.S. Virgin Islands did not report

### ***Influenza Like Illness Level:***

Illinois is Minimal on the scale



**Questions/  
Comments?**

Health Promotion  
and Protection  
Winnebago County  
Health Department  
PO Box 4009



**Public Health**  
Prevent. Promote. Protect.