



**Weekly Influenza Surveillance Report  
CDC Week 51 December 15th– December 21st, 2013**

**In Brief:**

***Mortality***

Confirmed deaths from Pneumonia/Influenza Week 51: **N/A**

Percent of deaths due to Pneumonia/Influenza Week 51: **N/A**

***Influenza-Like Illness Surveillance***

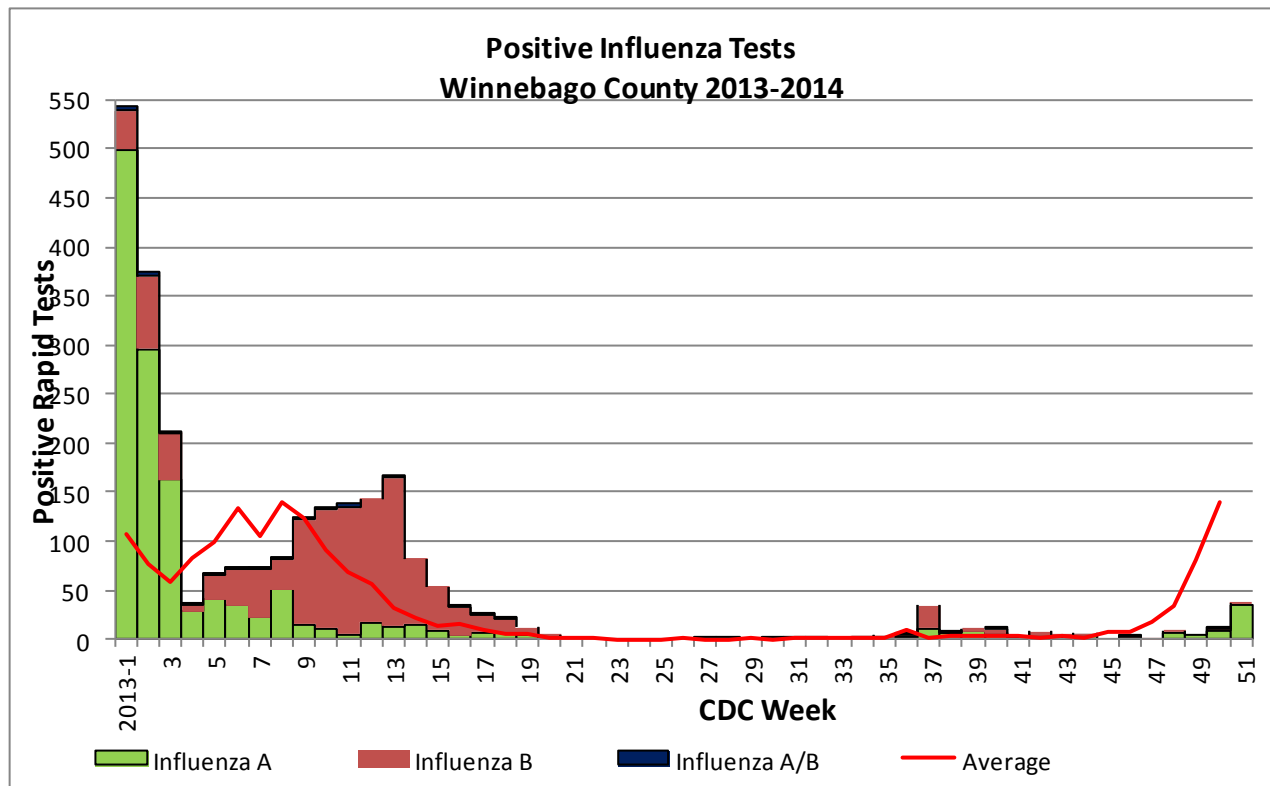
Sentinel Site ILI rate -Week 51 December 21st: **0.0%**

***Pneumonia Hospital Admissions***

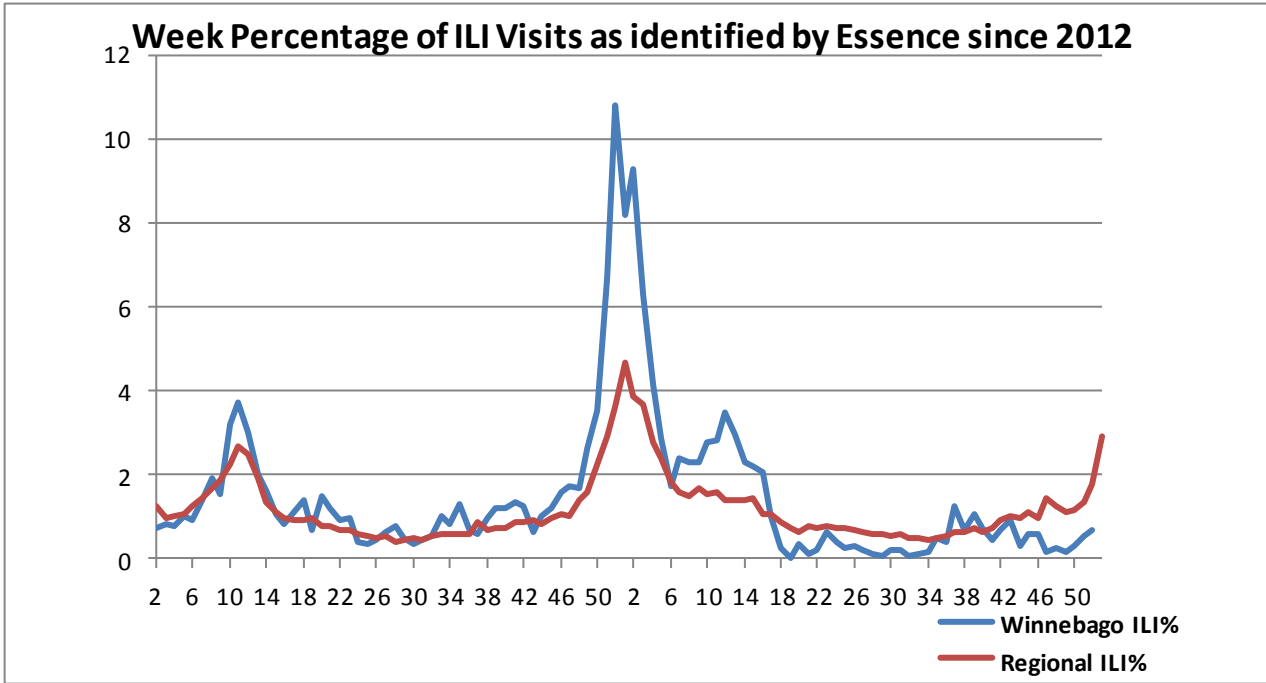
Week 51 Ending December 21st: **28**

Previous Week 49 Ending December : **28**

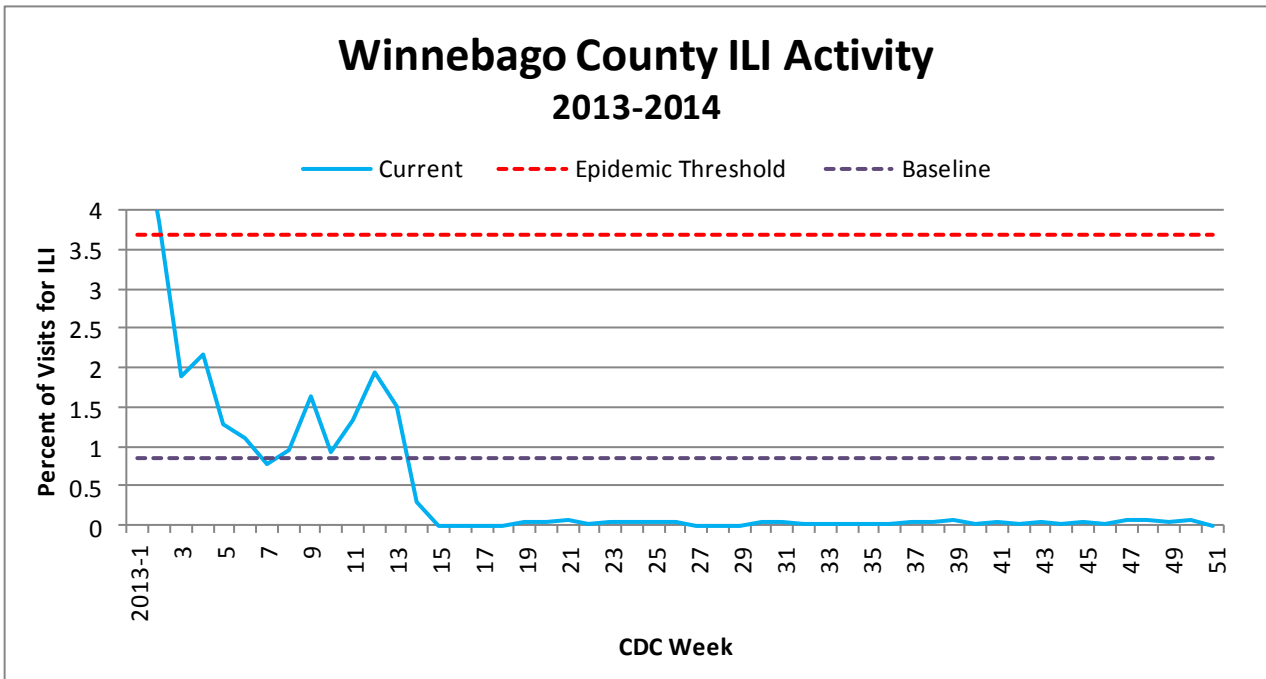
Note: Numbers include 2 hospitals and are one week behind due to reporting methods.



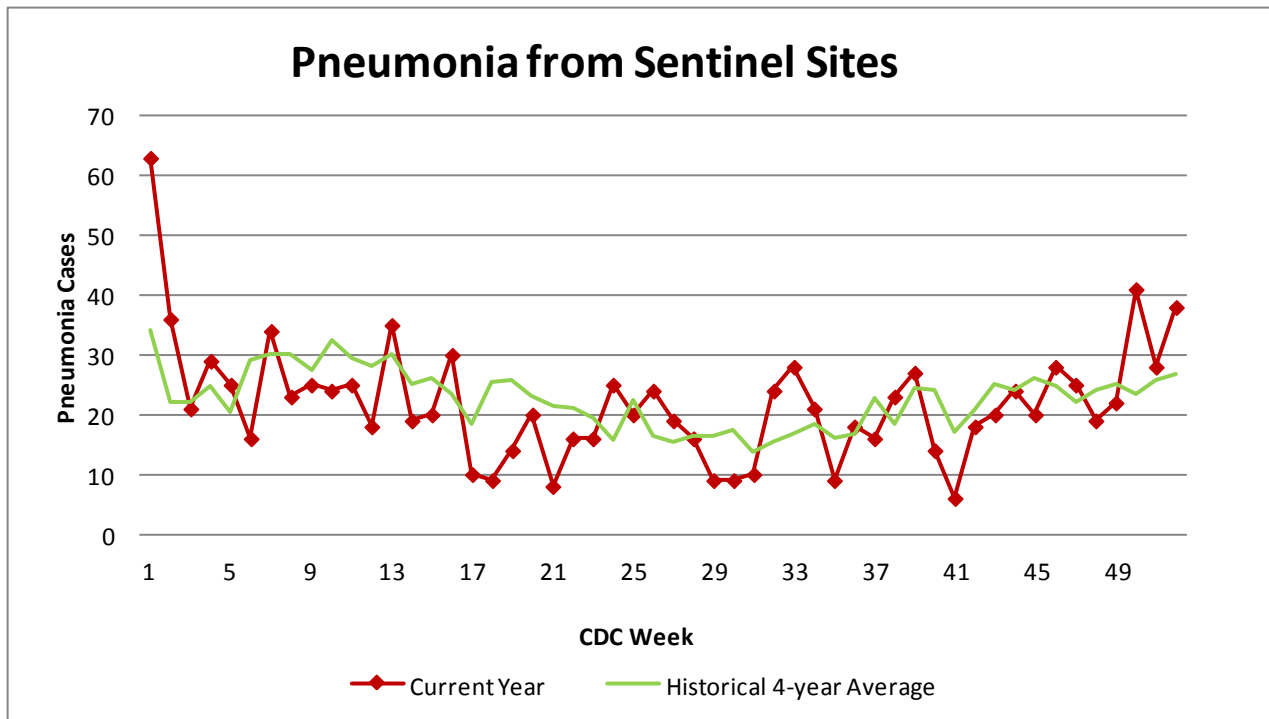
**Figure 1** displays the current number of rapid flu cases reported to our department and broken down by influenza sub-typing compared to a 4-year historical average (the red line). Thirty seven cases of influenza have been reported for week 51.



**Figure 2** displays the weekly percentage of Influenza-Like Illness (ILI) as identified by the Essence Syndromic Surveillance System. The blue line shows the percentage of ILI Emergency Department visits in Winnebago County from our two participating hospitals and the red line shows the regional ILI percentage for counties participating in Essence. This graph displays the most current Essence data, which is through CDC Week 52. ILI for CDC Week 52 for Winnebago County is **.69%**, compared with regional ILI at **2.93%**.



**Figure 3** is the representation of visits from our sentinel sites not participating in Essence for ILI. ILI activity among the one site that reported for CDC Week 51 was: **0.0%**



**Figure 4** compares the current number of pneumonia hospital admissions (red line) against the 4-year historical average (the green line). For CDC Week 51, we have 28 total hospital admittances reported. Note that all data are preliminary and numbers for weeks 49, 50, and 51 are still arriving.

**Outside the County:**

During week 51, the following influenza activity was reported:

- **Widespread influenza activity was reported by 10 states (Alabama, Alaska, Kansas, Louisiana, Massachusetts, New York, Pennsylvania, Texas, Virginia, and Wyoming).**
- **Regional influenza activity was reported by Guam and 23 states (Arkansas, Colorado, Connecticut, Florida, Georgia, Idaho, Illinois, Indiana, Iowa, Kentucky, Maine, Michigan, Minnesota, Mississippi, Nebraska, Nevada, New Jersey, Oklahoma, Oregon, South Carolina, Tennessee, Utah, and Washington).**
- **Local influenza activity was reported by 12 states (Arizona, California, Delaware, Maryland, Missouri, Montana, New Hampshire, New Mexico, North Dakota, Ohio, South Dakota, and Wisconsin).**
- **Sporadic influenza activity was reported by the District of Columbia, Puerto Rico, and four states (Hawaii, Rhode Island, Vermont, and West Virginia).**
- **The U.S Virgin Islands and North Carolina did not report.**



**Questions/  
Comments?**

Health Promotion  
and Protection  
Winnebago County  
Health Department  
PO Box 4009



**Public Health**  
Prevent. Promote. Protect.

**Influenza Like Illness Level:**

Illinois is Minimal on the scale